

## KEMIRA OY FUTURE (KEMF) - EUX/C11

2024/08/07 18:43:19

Price  
**20.5206** EURDifference  3.53% (0.70)

## General attributes

Symbol	KEMFC11
Exchange	Eurex
Currency	EUR
Security type	Future
Underlying	KEMIRA OYJ
Maturity	06-2025
Contract size	100

## Market data

Bid (Bid size)	- EUR (-)
Ask (Ask size)	- EUR (-)
Open	20.5206 EUR
High	20.5206 EUR
Low	20.5206 EUR
Close (prev. day)	19.8217 EUR
Underlying	KEMIRA OYJ
Underlying price (date)	20.60 (24/08/07)
Settlement price (date)	20.52 (24/08/07)
Open Interest	0

## Performance and Risk

	6m	1Y	3Y
Perf (%)	+17.02%	+40.95%	-
Perf (abs.)	+2.88	+5.76	-
Beta	-	-	-
Volatility	46.68	33.55	-

## Futures and Options

Related Futures	-
Related Options	-












Information about previous performance does not guarantee future performance.  
Source: FactSet

## Price data

Ø price 5 days   Ø volume 5 days (pcs.)	20.1575 EUR (0)
Ø price 30 days   Ø volume 30 days (pcs.)	20.9125 EUR (0)
Ø price 100 days   Ø volume 100 days (pcs.)	19.3129 EUR (0)
Ø price 250 days   Ø volume 250 days (pcs.)	16.6752 EUR (0)
YTD High   date	23.5478 EUR (2024/06/18)
YTD Low   date	15.9165 EUR (2024/02/13)
52 Weeks High   date	23.5478 EUR (2024/06/18)
52 Weeks Low   date	13.5913 EUR (2023/08/17)

## Recent Research

on sector		on market	
Date		Headline	Download
2024/07/24		Global Equity Ratings	
2024/07/12		Global Equity Ratings	
2024/06/21		Global Equity Ratings	
2024/06/14		Global Equity Ratings	
2024/05/29		Global Equity Ratings	