

# JPMORGAN CHASE & CO. FUTURE (JPMF) - EUX/C10

2024/07/16 18:50:37

**Price**  
**215.8799** USD

**Difference**  **-0.04% (-0.08)**

### General attributes

Symbol	JPMFC10
Exchange	Eurex
Currency	USD
Security type	Future
Underlying	JPMORGAN CHASE & CO
Maturity	04-2025
Contract size	100

### Market data

Bid (Bid size)	- USD (-)
Ask (Ask size)	- USD (-)
Open	215.8799 USD
High	215.8799 USD
Low	215.8799 USD
Close (prev. day)	215.9636 USD
Underlying	JPMORGAN CHASE & CO
Underlying price (date)	212.38 (24/07/16)
Settlement price (date)	215.88 (24/07/16)
Open Interest	0

### Performance and Risk

	6m	1Y	3Y
Perf (%)	+24.30%	+41.63%	-
Perf (abs.)	+42.23	+63.48	-
Beta	-	-	-
Volatility	21.77	19.09	-

### Futures and Options

Related Futures	-
Related Options	-

5Y












Information about previous performance does not guarantee future performance.  
 Source: FactSet

### Price data

Ø price 5 days   Ø volume 5 days (pcs.)	- USD (-)
Ø price 30 days   Ø volume 30 days (pcs.)	204.3527 USD (0)
Ø price 100 days   Ø volume 100 days (pcs.)	196.4887 USD (0)
Ø price 250 days   Ø volume 250 days (pcs.)	169.8551 USD (0)
YTD High   date	215.9636 USD (2024/07/15)
YTD Low   date	168.8955 USD (2024/01/18)
52 Weeks High   date	215.9636 USD (2024/07/15)
52 Weeks Low   date	140.0669 USD (2023/10/30)

### Recent Research

on underlying	on sector	on market	
Date		Headline	Download
2024/07/12		Global Equity Ratings	
2024/06/21		Global Equity Ratings	
2024/06/14		Global Equity Ratings	
2024/05/29		Global Equity Ratings	
2024/04/26		Global Equity Ratings	