

KELLOGG CO. FUTURE (KELF) - EUX/C13

2024/05/06 18:29:51

Price
60.6285 USD

Difference  **-0.90% (-0.55)**

General attributes

Symbol	KELFC13
Exchange	Eurex
Currency	USD
Security type	Future
Underlying	KELLANOVA
Maturity	05-2025
Contract size	100

Market data

Bid (Bid size)	- USD (-)
Ask (Ask size)	- USD (-)
Open	60.6285 USD
High	60.6285 USD
Low	60.6285 USD
Close (prev. day)	61.1786 USD
Underlying	KELLANOVA
Underlying price (date)	61.60 (24/05/09)
Settlement price (date)	62.72 (24/05/09)
Open Interest	0

Performance and Risk

	6m	1Y	3Y
Perf (%)	+16.21%	-15.96%	-
Perf (abs.)	+8.46	-11.51	-
Beta	-	-	-
Volatility	20.11	24.02	-

Futures and Options

Related Futures	-
Related Options	-

5Y









Information about previous performance does not guarantee future performance.
Source: FactSet

Price data

Ø price 5 days Ø volume 5 days (pcs.)	60.6580 USD (0)
Ø price 30 days Ø volume 30 days (pcs.)	58.0423 USD (0)
Ø price 100 days Ø volume 100 days (pcs.)	56.0947 USD (0)
Ø price 250 days Ø volume 250 days (pcs.)	59.1865 USD (0)
YTD High date	62.0555 USD (2024/05/02)
YTD Low date	53.1114 USD (2024/03/14)
52 Weeks High date	72.5247 USD (2023/05/09)
52 Weeks Low date	48.5079 USD (2023/10/12)

Recent Research

on sector		on market	
Date		Headline	Download
2024/04/26		Global Equity Ratings	
2024/04/03		Global Equity Ratings	
2024/03/13		Global Equity Ratings	
2024/02/22		Global Equity Ratings	
2024/02/14		Global Equity Ratings	