

# KLÉPIERRE S.A. FUTURE (LIFH) - EUX/C12

2024/09/02 18:40:10

Price  
**26.8256** EUR

Difference  0.67% (0.18)

### General attributes

Symbol	LIFHC12
Exchange	Eurex
Currency	EUR
Security type	Future
Underlying	KLÉPIERRE S.A.
Maturity	08-2025
Contract size	100

### Market data

Bid (Bid size)	- EUR (-)
Ask (Ask size)	- EUR (-)
Open	26.8256 EUR
High	26.8256 EUR
Low	26.8256 EUR
Close (prev. day)	26.6458 EUR
Underlying	KLÉPIERRE S.A.
Underlying price (date)	27.44 (24/09/03)
Settlement price (date)	26.83 (24/09/02)
Open Interest	0

### Performance and Risk

	6m	1Y	3Y
Perf (%)	+17.82%	+11.68%	-
Perf (abs.)	+4.06	+2.81	-
Beta	-	-	-
Volatility	15.20	19.74	-

### Futures and Options

Related Futures	-
Related Options	-












Information about previous performance does not guarantee future performance.  
Source: FactSet

### Price data

Ø price 5 days   Ø volume 5 days (pcs.)	26.6695 EUR (0)
Ø price 30 days   Ø volume 30 days (pcs.)	25.9804 EUR (0)
Ø price 100 days   Ø volume 100 days (pcs.)	25.3581 EUR (0)
Ø price 250 days   Ø volume 250 days (pcs.)	23.7468 EUR (0)
YTD High   date	26.8256 EUR (2024/09/02)
YTD Low   date	22.1646 EUR (2024/02/14)
52 Weeks High   date	26.8256 EUR (2024/09/02)
52 Weeks Low   date	21.3131 EUR (2023/10/19)

### Recent Research

on sector		on market	
Date		Headline	Download
2024/08/12		Global Equity Ratings	
2024/07/24		Global Equity Ratings	
2024/07/12		Global Equity Ratings	
2024/06/21		Global Equity Ratings	
2024/06/14		Global Equity Ratings	