

## ARCELORMITTAL S.A. FUTURE (ISPI) - EUX/C11

2024/09/18 18:40:56

Price  
**21.2816** EURDifference  0.72% (0.15)

## General attributes

Symbol	ISPIC11
Exchange	Eurex
Currency	EUR
Security type	Future
Underlying	ARCELORMITTAL S.A.
Maturity	07-2025
Contract size	100

## Market data

Bid (Bid size)	- EUR (-)
Ask (Ask size)	- EUR (-)
Open	21.2816 EUR
High	21.2816 EUR
Low	21.2816 EUR
Close (prev. day)	21.1289 EUR
Underlying	ARCELORMITTAL S.A.
Underlying price (date)	21.10 (24/09/18)
Settlement price (date)	21.28 (24/09/18)
Open Interest	0

## Performance and Risk

	6m	1Y	3Y
Perf (%)	-13.86%	-14.87%	-
Perf (abs.)	-3.40	-3.69	-
Beta	-	-	-
Volatility	32.52	29.29	-

## Futures and Options

Related Futures	-
Related Options	-











5Y

Information about previous performance does not guarantee future performance.  
Source: FactSet

## Price data

Ø price 5 days   Ø volume 5 days (pcs.)	20.5310 EUR (0)
Ø price 30 days   Ø volume 30 days (pcs.)	20.5967 EUR (0)
Ø price 100 days   Ø volume 100 days (pcs.)	21.1394 EUR (0)
Ø price 250 days   Ø volume 250 days (pcs.)	23.4495 EUR (0)
YTD High   date	26.9385 EUR (2024/02/09)
YTD Low   date	19.2391 EUR (2024/08/05)
52 Weeks High   date	27.0003 EUR (2023/12/18)
52 Weeks Low   date	19.2391 EUR (2024/08/05)

## Recent Research

on sector		on market	
Date		Headline	Download
2024/09/11		Global Equity Ratings	
2024/09/05		Global Equity Ratings	
2024/08/12		Global Equity Ratings	
2024/07/24		Global Equity Ratings	
2024/07/12		Global Equity Ratings	