

HSBC HOLDINGS PLC FUTURE (HSBG) - EUX/C13

2024/04/19 18:42:00

Price
631.8333 GBP

Difference  0.19% (1.22)

General attributes

Symbol	HSBGC13
Exchange	Eurex
Currency	GBP
Security type	Future
Underlying	HSBC HOLDINGS PLC
Maturity	12-2025
Contract size	1,000

Market data

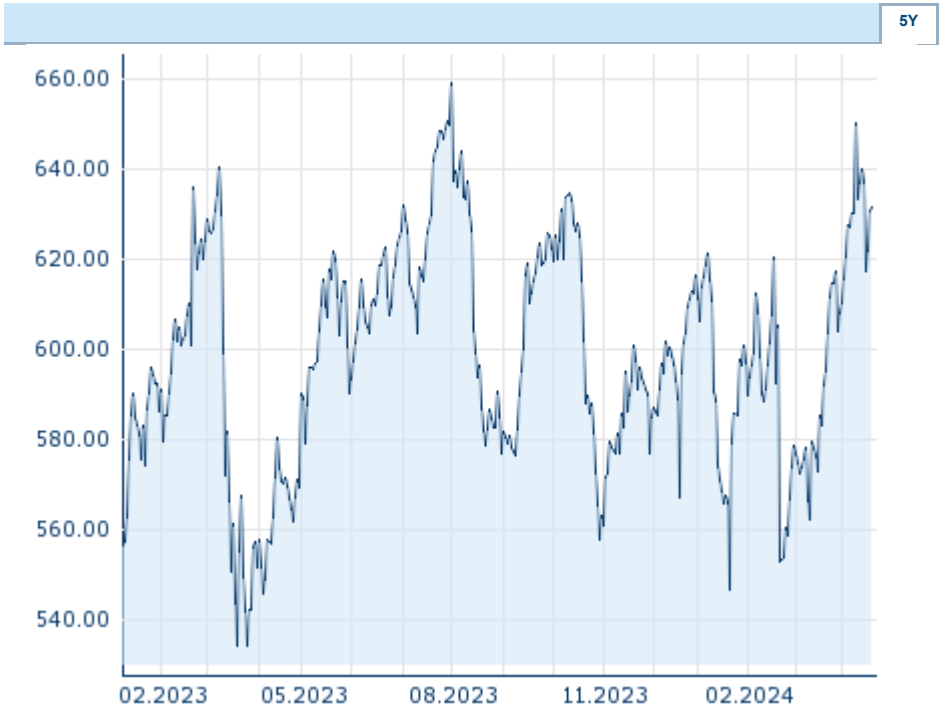
Bid (Bid size)	- GBP (-)
Ask (Ask size)	- GBP (-)
Open	631.8333 GBP
High	631.8333 GBP
Low	631.8333 GBP
Close (prev. day)	630.6161 GBP
Underlying	HSBC HOLDINGS PLC
Underlying price (date)	646.20 (24/04/19)
Settlement price (date)	627.32 (24/04/19)
Open Interest	0

Performance and Risk

	6m	1Y	3Y
Perf (%)	+2.66%	+10.82%	-
Perf (abs.)	+16.39	+61.70	-
Beta	-	-	-
Volatility	27.72	23.81	-

Futures and Options

Related Futures	-
Related Options	-











Information about previous performance does not guarantee future performance.
Source: FactSet

Price data

Ø price 5 days Ø volume 5 days (pcs.)	627.7992 GBP (0)
Ø price 30 days Ø volume 30 days (pcs.)	609.0960 GBP (0)
Ø price 100 days Ø volume 100 days (pcs.)	596.2711 GBP (0)
Ø price 250 days Ø volume 250 days (pcs.)	603.0866 GBP (0)
YTD High date	650.3318 GBP (2024/04/10)
YTD Low date	546.7694 GBP (2024/01/22)
52 Weeks High date	659.1974 GBP (2023/08/01)
52 Weeks Low date	546.7694 GBP (2024/01/22)

Recent Research

on underlying		on sector	
Date		Headline	Download
2024/04/03		Global Equity Ratings	
2024/03/13		Global Equity Ratings	
2024/02/22		Global Equity Ratings	
2024/02/14		Global Equity Ratings	
2024/01/23		Global Equity Ratings	