

BANCA INTESA S.P.A. FUTURE (IESI) - EUX/C11

2024/07/18 18:34:07

Price
3.6417 EUR
 Difference  0.55% (0.02)

General attributes

Symbol	IESIC11
Exchange	Eurex
Currency	EUR
Security type	Future
Underlying	INTESA SANPAOLO SPA
Maturity	06-2025
Contract size	1,000

Market data

Bid (Bid size)	- EUR (-)
Ask (Ask size)	- EUR (-)
Open	3.6417 EUR
High	3.6417 EUR
Low	3.6417 EUR
Close (prev. day)	3.6219 EUR
Underlying	INTESA SANPAOLO SPA
Underlying price (date)	3.6675 (24/07/18)
Settlement price (date)	3.51 (24/07/18)
Open Interest	0

Performance and Risk

	6m	1Y	3Y
Perf (%)	+41.19%	+49.07%	-
Perf (abs.)	+1.06	+1.20	-
Beta	-	-	-
Volatility	21.52	22.19	-

Futures and Options

Related Futures	-
Related Options	-






Information about previous performance does not guarantee future performance.
 Source: FactSet

Price data

Ø price 5 days Ø volume 5 days (pcs.)	3.6077 EUR (0)
Ø price 30 days Ø volume 30 days (pcs.)	3.5195 EUR (0)
Ø price 100 days Ø volume 100 days (pcs.)	3.2229 EUR (0)
Ø price 250 days Ø volume 250 days (pcs.)	2.6640 EUR (120)
YTD High date	3.6417 EUR (2024/07/18)
YTD Low date	2.5169 EUR (2024/01/03)
52 Weeks High date	3.6417 EUR (2024/07/18)
52 Weeks Low date	2.1953 EUR (2023/08/08)

Recent Research

on sector		on market	
Date		Headline	Download
2024/07/18		Akciové trhy - denní zpráva	
2024/07/17		Akciové trhy - denní zpráva	
2024/07/16		Akciové trhy - denní zpráva	
2024/07/15		Akciové trhy - denní zpráva	
2024/07/12		Global Equity Ratings	