

HENKEL AG & CO.KGAA VORZUGS. FUTURE (HENG) - EUX/C10

2024/09/13 18:35:12

Price
81.0458 EUR

Difference  0.32% (0.26)

General attributes

Symbol	HENGC10
Exchange	Eurex
Currency	EUR
Security type	Future
Underlying	HENKEL AG & CO KGAA VZ
Maturity	06-2025
Contract size	100

Market data

Bid (Bid size)	- EUR (-)
Ask (Ask size)	- EUR (-)
Open	81.0458 EUR
High	81.0458 EUR
Low	81.0458 EUR
Close (prev. day)	80.7853 EUR
Underlying	HENKEL AG & CO KGAA VZ
Underlying price (date)	80.38 (24/09/13)
Settlement price (date)	81.05 (24/09/13)
Open Interest	0

Performance and Risk

	6m	1Y	3Y
Perf (%)	+6.18%	+15.20%	-
Perf (abs.)	+4.72	+10.69	-
Beta	-	-	-
Volatility	20.80	17.07	-

Futures and Options

Related Futures	-
Related Options	-

5Y












Information about previous performance does not guarantee future performance.
Source: FactSet

Price data

Ø price 5 days Ø volume 5 days (pcs.)	81.1492 EUR (0)
Ø price 30 days Ø volume 30 days (pcs.)	80.8415 EUR (0)
Ø price 100 days Ø volume 100 days (pcs.)	81.3551 EUR (0)
Ø price 250 days Ø volume 250 days (pcs.)	74.4636 EUR (0)
YTD High date	85.8551 EUR (2024/06/17)
YTD Low date	69.5235 EUR (2024/02/28)
52 Weeks High date	85.8551 EUR (2024/06/17)
52 Weeks Low date	67.1054 EUR (2023/09/27)

Recent Research

on underlying	on sector	on market	
Date		Headline	Download
2022/05/04		Global Equity Ratings	
2022/04/27		Global Equity Ratings	
2022/04/14		Global Equity Ratings	
2022/03/29		Global Equity Ratings	
2022/03/10		Global Equity Ratings	