

HENKEL AG & CO.KGAA VORZUGS. FUTURE (HENG) - EUX/C10

2024/05/06 18:29:46

Price
81.8866 EUR

Difference  0.16% (0.13)

General attributes

Symbol	HENG10
Exchange	Eurex
Currency	EUR
Security type	Future
Underlying	HENKEL AG & CO KGAA VZ
Maturity	03-2025
Contract size	100

Market data

Bid (Bid size)	- EUR (-)
Ask (Ask size)	- EUR (-)
Open	81.8866 EUR
High	81.8866 EUR
Low	81.8866 EUR
Close (prev. day)	81.7563 EUR
Underlying	HENKEL AG & CO KGAA VZ
Underlying price (date)	82.54 (24/06/03)
Settlement price (date)	84.98 (24/06/03)
Open Interest	0

Performance and Risk

	6m	1Y	3Y
Perf (%)	+19.60%	+7.86%	-
Perf (abs.)	+13.42	+5.97	-
Beta	-	-	-
Volatility	18.33	16.08	-

Futures and Options

Related Futures	-
Related Options	-













Information about previous performance does not guarantee future performance.
Source: FactSet

Price data

Ø price 5 days Ø volume 5 days (pcs.)	78.5108 EUR (0)
Ø price 30 days Ø volume 30 days (pcs.)	74.5953 EUR (0)
Ø price 100 days Ø volume 100 days (pcs.)	73.3021 EUR (0)
Ø price 250 days Ø volume 250 days (pcs.)	72.7151 EUR (0)
YTD High date	81.8866 EUR (2024/05/06)
YTD Low date	69.5235 EUR (2024/02/28)
52 Weeks High date	81.8866 EUR (2024/05/06)
52 Weeks Low date	67.1054 EUR (2023/09/27)

Recent Research

on underlying	on sector	on market	
Date		Headline	Download
2022/05/04		Global Equity Ratings	
2022/04/27		Global Equity Ratings	
2022/04/14		Global Equity Ratings	
2022/03/29		Global Equity Ratings	
2022/03/10		Global Equity Ratings	

5Y