

# JPMORGAN CHASE & CO. FUTURE (JPMF) - EUX/C1

2024/07/16 18:50:37

Price  
**210.8757** USD

Difference  -0.03% (-0.07)

### General attributes

Symbol	JPMFC1
Exchange	Eurex
Currency	USD
Security type	Future
Underlying	JPMORGAN CHASE & CO
Maturity	07-2024
Contract size	100

### Market data

Bid (Bid size)	- USD (-)
Ask (Ask size)	- USD (-)
Open	210.8757 USD
High	210.8757 USD
Low	210.8757 USD
Close (prev. day)	210.9446 USD
Underlying	JPMORGAN CHASE & CO
Underlying price (date)	212.58 (24/07/16)
Settlement price (date)	210.88 (24/07/16)
Open Interest	0

### Performance and Risk

	6m	1Y	3Y
Perf (%)	+23.78%	+41.32%	-
Perf (abs.)	+40.52	+61.67	-
Beta	-	-	-
Volatility	20.16	18.26	-

### Futures and Options

Related Futures	-
Related Options	-

5Y











Information about previous performance does not guarantee future performance.  
Source: FactSet

### Price data

Ø price 5 days   Ø volume 5 days (pcs.)	208.3166 USD (0)
Ø price 30 days   Ø volume 30 days (pcs.)	202.8299 USD (0)
Ø price 100 days   Ø volume 100 days (pcs.)	193.0277 USD (0)
Ø price 250 days   Ø volume 250 days (pcs.)	167.0895 USD (0)
YTD High   date	210.9446 USD (2024/07/15)
YTD Low   date	165.6123 USD (2024/01/18)
52 Weeks High   date	210.9446 USD (2024/07/15)
52 Weeks Low   date	137.4196 USD (2023/10/30)

### Recent Research

on underlying	on sector	on market	
Date		Headline	Download
2024/07/12		Global Equity Ratings	
2024/06/21		Global Equity Ratings	
2024/06/14		Global Equity Ratings	
2024/05/29		Global Equity Ratings	
2024/04/26		Global Equity Ratings	