

# JPMORGAN CHASE & CO. FUTURE (JPMF) - EUX/C1

2024/04/16 18:52:51

**Price**  
**180.3757** USD

**Difference**  **-2.22% (-4.10)**

### General attributes

Symbol	JPMFC1
Exchange	Eurex
Currency	USD
Security type	Future
Underlying	JPMORGAN CHASE & CO
Maturity	04-2024
Contract size	100

### Market data

Bid (Bid size)	- USD (-)
Ask (Ask size)	- USD (-)
Open	180.3757 USD
High	180.3757 USD
Low	180.3757 USD
Close (prev. day)	184.4708 USD
Underlying	JPMORGAN CHASE & CO
Underlying price (date)	180.80 (24/04/16)
Settlement price (date)	180.38 (24/04/16)
Open Interest	0

### Performance and Risk

	6m	1Y	3Y
Perf (%)	+22.58%	+30.33%	-
Perf (abs.)	+33.23	+41.97	-
Beta	-	-	-
Volatility	17.39	18.61	-

### Futures and Options

Related Futures	-
Related Options	-

5Y












Information about previous performance does not guarantee future performance.  
Source: FactSet

### Price data

Ø price 5 days   Ø volume 5 days (pcs.)	187.9874 USD (0)
Ø price 30 days   Ø volume 30 days (pcs.)	192.6347 USD (0)
Ø price 100 days   Ø volume 100 days (pcs.)	176.4915 USD (0)
Ø price 250 days   Ø volume 250 days (pcs.)	157.6856 USD (0)
YTD High   date	199.5898 USD (2024/04/04)
YTD Low   date	165.6123 USD (2024/01/18)
52 Weeks High   date	199.5898 USD (2024/04/04)
52 Weeks Low   date	133.1479 USD (2023/05/04)

### Recent Research

on underlying	on sector	on market	
Date		Headline	Download
2024/04/03		Global Equity Ratings	
2024/03/13		Global Equity Ratings	
2024/02/22		Global Equity Ratings	
2024/02/14		Global Equity Ratings	
2024/01/23		Global Equity Ratings	