

ARCELORMITTAL S.A. FUTURE (ISPI) - EUX/C12

2024/05/06 18:29:49

Price
24.7323 EURDifference  0.16% (0.04)

General attributes

Symbol	ISPIC12
Exchange	Eurex
Currency	EUR
Security type	Future
Underlying	ARCELORMITTAL S.A.
Maturity	04-2025
Contract size	100

Market data

Bid (Bid size)	- EUR (-)
Ask (Ask size)	- EUR (-)
Open	24.7323 EUR
High	24.7323 EUR
Low	24.7323 EUR
Close (prev. day)	24.692 EUR
Underlying	ARCELORMITTAL S.A.
Underlying price (date)	23.88 (24/05/10)
Settlement price (date)	24.24 (24/05/10)
Open Interest	0

Performance and Risk

	6m	1Y	3Y
Perf (%)	+11.63%	-1.36%	-
Perf (abs.)	+2.58	-0.34	-
Beta	-	-	-
Volatility	25.32	25.67	-

Futures and Options

Related Futures	-
Related Options	-












5Y

Information about previous performance does not guarantee future performance.
Source: FactSet

Price data

Ø price 5 days Ø volume 5 days (pcs.)	24.5141 EUR (0)
Ø price 30 days Ø volume 30 days (pcs.)	25.1224 EUR (0)
Ø price 100 days Ø volume 100 days (pcs.)	25.2688 EUR (0)
Ø price 250 days Ø volume 250 days (pcs.)	24.6803 EUR (0)
YTD High date	26.9975 EUR (2024/02/09)
YTD Low date	23.7125 EUR (2024/03/05)
52 Weeks High date	26.9975 EUR (2024/02/09)
52 Weeks Low date	20.6597 EUR (2023/10/30)

Recent Research

on sector		on market	
Date		Headline	Download
2024/04/26		Global Equity Ratings	
2024/04/03		Global Equity Ratings	
2024/03/13		Global Equity Ratings	
2024/02/22		Global Equity Ratings	
2024/02/14		Global Equity Ratings	