

## HEIDELBERGCEMENT AG FUTURE (HEFG) - EUX/C11

2024/04/25 18:46:52

Price  
**93.8315** EURDifference  -0.59% (-0.56)

## General attributes

Symbol	HEFGC11
Exchange	Eurex
Currency	EUR
Security type	Future
Underlying	HEIDELBERG MATERIALS AG
Maturity	03-2025
Contract size	100

## Market data

Bid (Bid size)	- EUR (-)
Ask (Ask size)	- EUR (-)
Open	93.8315 EUR
High	93.8315 EUR
Low	93.8315 EUR
Close (prev. day)	94.3928 EUR
Underlying	HEIDELBERG MATERIALS AG
Underlying price (date)	93.10 (24/04/25)
Settlement price (date)	93.83 (24/04/25)
Open Interest	0

## Performance and Risk

	6m	1Y	3Y
Perf (%)	+37.04%	+34.76%	-
Perf (abs.)	+25.36	+24.20	-
Beta	-	-	-
Volatility	21.79	23.16	-

## Futures and Options

Related Futures	-
Related Options	-












Information about previous performance does not guarantee future performance.  
Source: FactSet

## Price data

Ø price 5 days   Ø volume 5 days (pcs.)	93.8957 EUR (0)
Ø price 30 days   Ø volume 30 days (pcs.)	97.2568 EUR (0)
Ø price 100 days   Ø volume 100 days (pcs.)	88.2268 EUR (0)
Ø price 250 days   Ø volume 250 days (pcs.)	79.0589 EUR (0)
YTD High   date	103.0135 EUR (2024/03/28)
YTD Low   date	79.5306 EUR (2024/01/03)
52 Weeks High   date	103.0135 EUR (2024/03/28)
52 Weeks Low   date	66.3938 EUR (2023/10/20)

## Recent Research

on sector		on market	
Date		Headline	Download
2024/04/03		Global Equity Ratings	
2024/03/13		Global Equity Ratings	
2024/02/22		Global Equity Ratings	
2024/02/14		Global Equity Ratings	
2024/01/23		Global Equity Ratings	