

## IBERDROLA S.A. FUTURE (IBEG) - EUX/C12

2024/08/15 18:48:10

Price  
**12.125** EURDifference  -0.05% (-0.01)

## General attributes

Symbol	IBEGC12
Exchange	Eurex
Currency	EUR
Security type	Future
Underlying	IBERDROLA SA EUR0.75
Maturity	08-2025
Contract size	100

## Market data

Bid (Bid size)	- EUR (-)
Ask (Ask size)	- EUR (-)
Open	12.125 EUR
High	12.125 EUR
Low	12.125 EUR
Close (prev. day)	12.1311 EUR
Underlying	IBERDROLA SA EUR0.75
Underlying price (date)	12.295 (24/08/15)
Settlement price (date)	12.15 (24/08/15)
Open Interest	0

## Performance and Risk

	6m	1Y	3Y
Perf (%)	+14.10%	+14.79%	-
Perf (abs.)	+1.50	+1.56	-
Beta	-	-	-
Volatility	17.84	17.69	-

## Futures and Options

Related Futures	-
Related Options	-








Information about previous performance does not guarantee future performance.  
Source: FactSet

## Price data

Ø price 5 days   Ø volume 5 days (pcs.)	12.038 EUR (0)
Ø price 30 days   Ø volume 30 days (pcs.)	12.003 EUR (0)
Ø price 100 days   Ø volume 100 days (pcs.)	11.673 EUR (0)
Ø price 250 days   Ø volume 250 days (pcs.)	11.127 EUR (0)
YTD High   date	12.276 EUR (2024/07/12)
YTD Low   date	10.330 EUR (2024/02/28)
52 Weeks High   date	12.276 EUR (2024/07/12)
52 Weeks Low   date	9.807 EUR (2023/10/03)

## Recent Research

on sector		on market	
Date		Headline	Download
2024/08/16		Akciové trhy - denní zpráva	
2024/08/15		Akciové trhy - denní zpráva	
2024/08/14		Akciové trhy - denní zpráva	
2024/08/13		Akciové trhy - denní zpráva	
2024/08/12		Global Equity Ratings	