

HENKEL AG & CO.KGAA VORZUGS. FUTURE (HENG) - EUX/C12

2024/10/18 19:07:13

Price
85.7407 EUR

Difference  -0.21% (-0.18)

General attributes

Symbol	HENG12
Exchange	Eurex
Currency	EUR
Security type	Future
Underlying	HENKEL AG & CO KGAA VZ
Maturity	10-2025
Contract size	100

Market data

Bid (Bid size)	- EUR (-)
Ask (Ask size)	- EUR (-)
Open	85.7407 EUR
High	85.7407 EUR
Low	85.7407 EUR
Close (prev. day)	85.9229 EUR
Underlying	HENKEL AG & CO KGAA VZ
Underlying price (date)	84.84 (24/10/18)
Settlement price (date)	85.87 (24/10/18)
Open Interest	0

Performance and Risk

	6m	1Y	3Y
Perf (%)	+17.69%	+25.75%	-
Perf (abs.)	+12.89	+17.56	-
Beta	-	-	-
Volatility	19.07	16.77	-

Futures and Options

Related Futures	-
Related Options	-

5Y












Information about previous performance does not guarantee future performance.
Source: FactSet

Price data

Ø price 5 days Ø volume 5 days (pcs.)	85.2685 EUR (0)
Ø price 30 days Ø volume 30 days (pcs.)	82.9907 EUR (0)
Ø price 100 days Ø volume 100 days (pcs.)	82.3600 EUR (0)
Ø price 250 days Ø volume 250 days (pcs.)	76.6957 EUR (0)
YTD High date	85.9229 EUR (2024/10/17)
YTD Low date	69.8891 EUR (2024/02/28)
52 Weeks High date	85.9229 EUR (2024/10/17)
52 Weeks Low date	67.7681 EUR (2023/10/20)

Recent Research

on underlying	on sector	on market	
Date		Headline	Download
2022/05/04		Global Equity Ratings	
2022/04/27		Global Equity Ratings	
2022/04/14		Global Equity Ratings	
2022/03/29		Global Equity Ratings	
2022/03/10		Global Equity Ratings	