

HENKEL AG & CO.KGAA VORZUGS. FUTURE (HENG) - EUX/C12

2024/09/17 18:45:58

Price
81.0137 EUR

Difference  -0.59% (-0.48)

General attributes

Symbol	HENG12
Exchange	Eurex
Currency	EUR
Security type	Future
Underlying	HENKEL AG & CO KGAA VZ
Maturity	08-2025
Contract size	100

Market data

Bid (Bid size)	- EUR (-)
Ask (Ask size)	- EUR (-)
Open	81.0137 EUR
High	81.0137 EUR
Low	81.0137 EUR
Close (prev. day)	81.494 EUR
Underlying	HENKEL AG & CO KGAA VZ
Underlying price (date)	80.02 (24/09/18)
Settlement price (date)	81.01 (24/09/17)
Open Interest	0

Performance and Risk

	6m	1Y	3Y
Perf (%)	+7.12%	+16.29%	-
Perf (abs.)	+5.38	+11.35	-
Beta	-	-	-
Volatility	19.08	16.34	-

Futures and Options

Related Futures	-
Related Options	-

5Y












Information about previous performance does not guarantee future performance.
Source: FactSet

Price data

Ø price 5 days Ø volume 5 days (pcs.)	81.2886 EUR (0)
Ø price 30 days Ø volume 30 days (pcs.)	81.3795 EUR (0)
Ø price 100 days Ø volume 100 days (pcs.)	81.7674 EUR (0)
Ø price 250 days Ø volume 250 days (pcs.)	75.0857 EUR (0)
YTD High date	84.8268 EUR (2024/06/17)
YTD Low date	69.8891 EUR (2024/02/28)
52 Weeks High date	84.8268 EUR (2024/06/17)
52 Weeks Low date	67.5581 EUR (2023/09/27)

Recent Research

on underlying	on sector	on market	
Date		Headline	Download
2022/05/04		Global Equity Ratings	
2022/04/27		Global Equity Ratings	
2022/04/14		Global Equity Ratings	
2022/03/29		Global Equity Ratings	
2022/03/10		Global Equity Ratings	