

## HOME DEPOT INC., THE FUTURE (HDF) - EUX/C13

2024/04/30 18:39:22

Price  
**347.5993** USDDifference  -0.33% (-1.15)

## General attributes

Symbol	HDFFC13
Exchange	Eurex
Currency	USD
Security type	Future
Underlying	HOME DEPOT INC., THE
Maturity	05-2025
Contract size	100

## Market data

Bid (Bid size)	- USD (-)
Ask (Ask size)	- USD (-)
Open	347.5993 USD
High	347.5993 USD
Low	347.5993 USD
Close (prev. day)	348.7495 USD
Underlying	HOME DEPOT INC., THE
Underlying price (date)	342.85 (24/05/03)
Settlement price (date)	354.34 (24/05/03)
Open Interest	0

## Performance and Risk

	6m	1Y	3Y
Perf (%)	+20.91%	+13.83%	-
Perf (abs.)	+60.12	+42.24	-
Beta	-	-	-
Volatility	25.21	22.08	-

## Futures and Options

Related Futures	-
Related Options	-












Information about previous performance does not guarantee future performance.  
Source: FactSet

## Price data

Ø price 5 days   Ø volume 5 days (pcs.)	347.0337 USD (0)
Ø price 30 days   Ø volume 30 days (pcs.)	371.1828 USD (0)
Ø price 100 days   Ø volume 100 days (pcs.)	370.1771 USD (0)
Ø price 250 days   Ø volume 250 days (pcs.)	338.8951 USD (0)
YTD High   date	411.8928 USD (2024/03/21)
YTD Low   date	344.7623 USD (2024/04/25)
52 Weeks High   date	411.8928 USD (2024/03/21)
52 Weeks Low   date	287.4783 USD (2023/10/30)

## Recent Research

on underlying	on sector	on market	
Date		Headline	Download
2024/04/26		Global Equity Ratings	
2024/04/03		Global Equity Ratings	
2024/03/13		Global Equity Ratings	
2024/02/22		Global Equity Ratings	
2024/02/14		Global Equity Ratings	