

HOME DEPOT INC., THE FUTURE (HDF) - EUX/C13

2024/04/23 18:24:48

Price
352.6057 USDDifference  -0.98% (-3.48)

General attributes

Symbol	HDFFC13
Exchange	Eurex
Currency	USD
Security type	Future
Underlying	HOME DEPOT INC., THE
Maturity	05-2025
Contract size	100

Market data

Bid (Bid size)	- USD (-)
Ask (Ask size)	- USD (-)
Open	352.6057 USD
High	352.6057 USD
Low	352.6057 USD
Close (prev. day)	356.081 USD
Underlying	HOME DEPOT INC., THE
Underlying price (date)	338.93 (24/04/23)
Settlement price (date)	352.61 (24/04/23)
Open Interest	0

Performance and Risk

	6m	1Y	3Y
Perf (%)	+18.85%	+14.34%	-
Perf (abs.)	+55.93	+44.21	-
Beta	-	-	-
Volatility	25.27	22.39	-

Futures and Options

Related Futures	-
Related Options	-












Information about previous performance does not guarantee future performance.
Source: FactSet

Price data

Ø price 5 days Ø volume 5 days (pcs.)	350.0117 USD (0)
Ø price 30 days Ø volume 30 days (pcs.)	378.3522 USD (0)
Ø price 100 days Ø volume 100 days (pcs.)	369.2569 USD (0)
Ø price 250 days Ø volume 250 days (pcs.)	337.8863 USD (0)
YTD High date	411.8928 USD (2024/03/21)
YTD Low date	345.8958 USD (2024/04/17)
52 Weeks High date	411.8928 USD (2024/03/21)
52 Weeks Low date	287.4783 USD (2023/10/30)

Recent Research

on underlying	on sector	on market	
Date		Headline	Download
2024/04/03		Global Equity Ratings	
2024/03/13		Global Equity Ratings	
2024/02/22		Global Equity Ratings	
2024/02/14		Global Equity Ratings	
2024/01/23		Global Equity Ratings	