

COCA-COLA CO., THE FUTURE (KOFF) - EUX/C10

2024/05/03 18:33:01

Price
63.2305 USDDifference  -0.43% (-0.27)

General attributes

| | |
|---------------|--------------|
| Symbol | KOFFC10 |
| Exchange | Eurex |
| Currency | USD |
| Security type | Future |
| Underlying | COCA-COLA CO |
| Maturity | 02-2025 |
| Contract size | 100 |

Market data

| | |
|-------------------------|------------------|
| Bid (Bid size) | - USD (-) |
| Ask (Ask size) | - USD (-) |
| Open | 63.2305 USD |
| High | 63.2305 USD |
| Low | 63.2305 USD |
| Close (prev. day) | 63.5049 USD |
| Underlying | COCA-COLA CO |
| Underlying price (date) | 62.16 (24/05/03) |
| Settlement price (date) | 63.23 (24/05/03) |
| Open Interest | 0 |

Performance and Risk

| | 6m | 1Y | 3Y |
|-------------|--------|--------|----|
| Perf (%) | +9.07% | -1.91% | - |
| Perf (abs.) | +5.28 | -1.23 | - |
| Beta | - | - | - |
| Volatility | 10.19 | 12.31 | - |

Futures and Options

| | |
|-----------------|---|
| Related Futures | - |
| Related Options | - |













Information about previous performance does not guarantee future performance.
Source: FactSet

Price data

| | |
|---|--------------------------|
| Ø price 5 days Ø volume 5 days (pcs.) | 63.2146 USD (0) |
| Ø price 30 days Ø volume 30 days (pcs.) | 61.2943 USD (0) |
| Ø price 100 days Ø volume 100 days (pcs.) | 60.8731 USD (0) |
| Ø price 250 days Ø volume 250 days (pcs.) | 60.4559 USD (0) |
| YTD High date | 63.5049 USD (2024/05/02) |
| YTD Low date | 59.2129 USD (2024/04/17) |
| 52 Weeks High date | 65.3695 USD (2023/05/05) |
| 52 Weeks Low date | 53.3815 USD (2023/10/09) |

Recent Research

| on underlying | on sector | on market | |
|---------------|---|-----------------------|---|
| Date | | Headline | Download |
| 2024/04/26 |  | Global Equity Ratings |  |
| 2024/04/03 |  | Global Equity Ratings |  |
| 2024/03/13 |  | Global Equity Ratings |  |
| 2024/02/22 |  | Global Equity Ratings |  |
| 2024/02/14 |  | Global Equity Ratings |  |