

HENKEL AG & CO.KGAA VORZUGS. FUTURE (HENG) - EUX/C11

2024/05/02 18:23:38

Price
76.4597 EUR

Difference  -0.64% (-0.49)

General attributes

Symbol	HENGC11
Exchange	Eurex
Currency	EUR
Security type	Future
Underlying	HENKEL AG & CO KGAA VZ
Maturity	03-2025
Contract size	100

Market data

Bid (Bid size)	- EUR (-)
Ask (Ask size)	- EUR (-)
Open	76.4597 EUR
High	76.4597 EUR
Low	76.4597 EUR
Close (prev. day)	76.9506 EUR
Underlying	HENKEL AG & CO KGAA VZ
Underlying price (date)	74.00 (24/05/02)
Settlement price (date)	76.46 (24/05/02)
Open Interest	0

Performance and Risk

	6m	1Y	3Y
Perf (%)	+11.88%	+1.63%	-
Perf (abs.)	+8.17	+1.24	-
Beta	-	-	-
Volatility	15.36	14.62	-

Futures and Options

Related Futures	-
Related Options	-

5Y












Information about previous performance does not guarantee future performance.
Source: FactSet

Price data

Ø price 5 days Ø volume 5 days (pcs.)	75.7597 EUR (0)
Ø price 30 days Ø volume 30 days (pcs.)	74.1613 EUR (0)
Ø price 100 days Ø volume 100 days (pcs.)	73.2945 EUR (0)
Ø price 250 days Ø volume 250 days (pcs.)	72.7434 EUR (0)
YTD High date	76.9506 EUR (2024/04/30)
YTD Low date	69.6895 EUR (2024/02/28)
52 Weeks High date	80.8818 EUR (2023/05/19)
52 Weeks Low date	67.3077 EUR (2023/09/27)

Recent Research

on underlying	on sector	on market	
Date		Headline	Download
2022/05/04		Global Equity Ratings	
2022/04/27		Global Equity Ratings	
2022/04/14		Global Equity Ratings	
2022/03/29		Global Equity Ratings	
2022/03/10		Global Equity Ratings	