

## ARCELORMITTAL S.A. FUTURE (ISPI) - EUX/C13

2024/05/06 18:29:49

Price  
**24.5413** EURDifference  0.16% (0.04)

## General attributes

Symbol	ISPIC13
Exchange	Eurex
Currency	EUR
Security type	Future
Underlying	ARCELORMITTAL S.A.
Maturity	05-2025
Contract size	100

## Market data

Bid (Bid size)	- EUR (-)
Ask (Ask size)	- EUR (-)
Open	24.5413 EUR
High	24.5413 EUR
Low	24.5413 EUR
Close (prev. day)	24.5016 EUR
Underlying	ARCELORMITTAL S.A.
Underlying price (date)	23.88 (24/05/10)
Settlement price (date)	24.05 (24/05/10)
Open Interest	0

## Performance and Risk

	6m	1Y	3Y
Perf (%)	+10.49%	-1.64%	-
Perf (abs.)	+2.33	-0.41	-
Beta	-	-	-
Volatility	26.05	26.17	-

## Futures and Options

Related Futures	-
Related Options	-












5Y

Information about previous performance does not guarantee future performance.  
Source: FactSet

## Price data

Ø price 5 days   Ø volume 5 days (pcs.)	24.3240 EUR (0)
Ø price 30 days   Ø volume 30 days (pcs.)	25.1013 EUR (0)
Ø price 100 days   Ø volume 100 days (pcs.)	25.2895 EUR (0)
Ø price 250 days   Ø volume 250 days (pcs.)	24.7141 EUR (0)
YTD High   date	27.0689 EUR (2024/02/09)
YTD Low   date	23.6677 EUR (2024/04/23)
52 Weeks High   date	27.0689 EUR (2024/02/09)
52 Weeks Low   date	20.7141 EUR (2023/10/30)

## Recent Research

on sector		on market	
Date		Headline	Download
2024/04/26		Global Equity Ratings	
2024/04/03		Global Equity Ratings	
2024/03/13		Global Equity Ratings	
2024/02/22		Global Equity Ratings	
2024/02/14		Global Equity Ratings	