

KEMIRA OY FUTURE (KEMF) - EUX/C12

2024/08/07 18:43:19

Price
20.5648 EURDifference  3.53% (0.70)

General attributes

Symbol	KEMFC12
Exchange	Eurex
Currency	EUR
Security type	Future
Underlying	KEMIRA OYJ
Maturity	07-2025
Contract size	100

Market data

Bid (Bid size)	- EUR (-)
Ask (Ask size)	- EUR (-)
Open	20.5648 EUR
High	20.5648 EUR
Low	20.5648 EUR
Close (prev. day)	19.8643 EUR
Underlying	KEMIRA OYJ
Underlying price (date)	20.60 (24/08/07)
Settlement price (date)	20.56 (24/08/07)
Open Interest	0

Performance and Risk

	6m	1Y	3Y
Perf (%)	+17.03%	+40.83%	-
Perf (abs.)	+2.89	+5.76	-
Beta	-	-	-
Volatility	42.15	31.37	-

Futures and Options











Related Futures	-
Related Options	-



Price data

Ø price 5 days Ø volume 5 days (pcs.)	20.2029 EUR (0)
Ø price 30 days Ø volume 30 days (pcs.)	20.9677 EUR (0)
Ø price 100 days Ø volume 100 days (pcs.)	19.3354 EUR (0)
Ø price 250 days Ø volume 250 days (pcs.)	16.7169 EUR (0)
YTD High date	23.6138 EUR (2024/06/18)
YTD Low date	15.9521 EUR (2024/02/13)
52 Weeks High date	23.6138 EUR (2024/06/18)
52 Weeks Low date	13.6333 EUR (2023/08/17)

Recent Research

on sector		on market	
Date		Headline	Download
2024/07/24		Global Equity Ratings	
2024/07/12		Global Equity Ratings	
2024/06/21		Global Equity Ratings	
2024/06/14		Global Equity Ratings	
2024/05/29		Global Equity Ratings	

5Y