

## HEIDELBERGCEMENT AG FUTURE (HEFG) - EUX/C12

2024/08/07 18:43:14

Price  
**88.8404** EURDifference  1.67% (1.46)

## General attributes

Symbol	HEFGC12
Exchange	Eurex
Currency	EUR
Security type	Future
Underlying	HEIDELBERG MATERIALS AG
Maturity	07-2025
Contract size	100

## Market data

Bid (Bid size)	- EUR (-)
Ask (Ask size)	- EUR (-)
Open	88.8404 EUR
High	88.8404 EUR
Low	88.8404 EUR
Close (prev. day)	87.381 EUR
Underlying	HEIDELBERG MATERIALS AG
Underlying price (date)	88.22 (24/08/07)
Settlement price (date)	88.84 (24/08/07)
Open Interest	0

## Performance and Risk

	6m	1Y	3Y
Perf (%)	+0.21%	+12.84%	-
Perf (abs.)	+0.19	+9.94	-
Beta	-	-	-
Volatility	29.56	25.39	-

## Futures and Options

Related Futures	-
Related Options	-












Information about previous performance does not guarantee future performance.  
Source: FactSet

## Price data

Ø price 5 days   Ø volume 5 days (pcs.)	91.9272 EUR (0)
Ø price 30 days   Ø volume 30 days (pcs.)	99.2325 EUR (0)
Ø price 100 days   Ø volume 100 days (pcs.)	98.0276 EUR (0)
Ø price 250 days   Ø volume 250 days (pcs.)	84.0086 EUR (0)
YTD High   date	104.2781 EUR (2024/07/16)
YTD Low   date	79.7176 EUR (2024/01/03)
52 Weeks High   date	104.2781 EUR (2024/07/16)
52 Weeks Low   date	66.6350 EUR (2023/10/20)

## Recent Research

on sector		on market	
Date		Headline	Download
2024/07/24		Global Equity Ratings	
2024/07/12		Global Equity Ratings	
2024/06/21		Global Equity Ratings	
2024/06/14		Global Equity Ratings	
2024/05/29		Global Equity Ratings	