

KESKO OY FUTURE (KEKG) - EUX/C13

2024/09/18 18:40:59

Price
17.5627 EUR

Difference  -0.36% (-0.06)

General attributes

Symbol	KEKGC13
Exchange	Eurex
Currency	EUR
Security type	Future
Underlying	KESKO OYJ CLASS B
Maturity	09-2025
Contract size	100

Market data

Bid (Bid size)	- EUR (-)
Ask (Ask size)	- EUR (-)
Open	17.5627 EUR
High	17.5627 EUR
Low	17.5627 EUR
Close (prev. day)	17.6262 EUR
Underlying	KESKO OYJ CLASS B
Underlying price (date)	18.18 (24/09/18)
Settlement price (date)	17.56 (24/09/18)
Open Interest	0

Performance and Risk

	6m	1Y	3Y
Perf (%)	+4.92%	+0.95%	-
Perf (abs.)	+0.83	+0.17	-
Beta	-	-	-
Volatility	25.73	27.47	-

Futures and Options

Related Futures	-
Related Options	-

5Y









Information about previous performance does not guarantee future performance.
Source: FactSet

Price data

Ø price 5 days Ø volume 5 days (pcs.)	17.5793 EUR (0)
Ø price 30 days Ø volume 30 days (pcs.)	17.5239 EUR (0)
Ø price 100 days Ø volume 100 days (pcs.)	16.8071 EUR (0)
Ø price 250 days Ø volume 250 days (pcs.)	16.7075 EUR (0)
YTD High date	18.4785 EUR (2024/01/30)
YTD Low date	15.5359 EUR (2024/04/25)
52 Weeks High date	18.4785 EUR (2024/01/30)
52 Weeks Low date	14.5628 EUR (2023/10/23)

Recent Research

on sector		on market	
Date		Headline	Download
2024/09/11		Global Equity Ratings	
2024/09/05		Global Equity Ratings	
2024/08/12		Global Equity Ratings	
2024/07/24		Global Equity Ratings	
2024/07/12		Global Equity Ratings	