

IMMOFINANZ AG FUTURE (IMOF) - EUX/C11

2024/04/26 18:31:31

Price
23.5805 EUR

Difference  0.88% (0.20)

General attributes

Symbol	IMOFC11
Exchange	Eurex
Currency	EUR
Security type	Future
Underlying	IMMOFINANZ AG
Maturity	03-2025
Contract size	100

Market data

Bid (Bid size)	- EUR (-)
Ask (Ask size)	- EUR (-)
Open	23.5805 EUR
High	23.5805 EUR
Low	23.5805 EUR
Close (prev. day)	23.3756 EUR
Underlying	IMMOFINANZ AG
Underlying price (date)	22.75 (24/04/29)
Settlement price (date)	23.58 (24/04/26)
Open Interest	0

Performance and Risk

	6m	1Y	3Y
Perf (%)	+23.06%	+59.87%	-
Perf (abs.)	+4.42	+8.83	-
Beta	-	-	-
Volatility	16.63	14.00	-

Futures and Options

Related Futures	-
Related Options	-

5Y












Information about previous performance does not guarantee future performance.
Source: FactSet

Price data

Ø price 5 days Ø volume 5 days (pcs.)	23.9764 EUR (0)
Ø price 30 days Ø volume 30 days (pcs.)	23.8151 EUR (0)
Ø price 100 days Ø volume 100 days (pcs.)	22.1605 EUR (0)
Ø price 250 days Ø volume 250 days (pcs.)	19.7876 EUR (0)
YTD High date	24.5176 EUR (2024/04/22)
YTD Low date	21.3862 EUR (2024/01/09)
52 Weeks High date	24.5176 EUR (2024/04/22)
52 Weeks Low date	14.8480 EUR (2023/04/27)

Recent Research

on sector	on market		
Date		Headline	Download
2024/04/26		Global Equity Ratings	
2024/04/03		Global Equity Ratings	
2024/03/13		Global Equity Ratings	
2024/02/22		Global Equity Ratings	
2024/02/14		Global Equity Ratings	