

HENKEL AG & CO.KGAA VORZUGS. FUTURE (HENG) - EUX/C13

2024/05/06 18:29:46

Price
80.9695 EUR

Difference  0.16% (0.13)

General attributes

Symbol	HENG13
Exchange	Eurex
Currency	EUR
Security type	Future
Underlying	HENKEL AG & CO KGAA VZ
Maturity	06-2025
Contract size	100

Market data

Bid (Bid size)	- EUR (-)
Ask (Ask size)	- EUR (-)
Open	80.9695 EUR
High	80.9695 EUR
Low	80.9695 EUR
Close (prev. day)	80.8433 EUR
Underlying	HENKEL AG & CO KGAA VZ
Underlying price (date)	84.28 (24/05/21)
Settlement price (date)	86.07 (24/05/21)
Open Interest	0

Performance and Risk

	6m	1Y	3Y
Perf (%)	+17.25%	+7.82%	-
Perf (abs.)	+11.91	+5.87	-
Beta	-	-	-
Volatility	18.68	16.32	-

Futures and Options

Related Futures	-
Related Options	-

5Y











Information about previous performance does not guarantee future performance.
Source: FactSet

Price data

Ø price 5 days Ø volume 5 days (pcs.)	77.5793 EUR (0)
Ø price 30 days Ø volume 30 days (pcs.)	74.6845 EUR (0)
Ø price 100 days Ø volume 100 days (pcs.)	73.6892 EUR (0)
Ø price 250 days Ø volume 250 days (pcs.)	72.9970 EUR (0)
YTD High date	80.9695 EUR (2024/05/06)
YTD Low date	70.0494 EUR (2024/02/28)
52 Weeks High date	80.9695 EUR (2024/05/06)
52 Weeks Low date	67.7528 EUR (2023/09/27)

Recent Research

on underlying	on sector	on market	
Date		Headline	Download
2022/05/04		Global Equity Ratings	
2022/04/27		Global Equity Ratings	
2022/04/14		Global Equity Ratings	
2022/03/29		Global Equity Ratings	
2022/03/10		Global Equity Ratings	