

## ALPHABET INC. FUTURE (GOAF) - EUX/C10

2024/07/16 18:50:28

Price  
**192.9141** USDDifference  -0.68% (-1.33)

## General attributes

Symbol	GOAFC10
Exchange	Eurex
Currency	USD
Security type	Future
Underlying	ALPHABET INC A
Maturity	04-2025
Contract size	100

## Market data

Bid (Bid size)	- USD (-)
Ask (Ask size)	- USD (-)
Open	192.9141 USD
High	192.9141 USD
Low	192.9141 USD
Close (prev. day)	194.2426 USD
Underlying	ALPHABET INC A
Underlying price (date)	184.315 (24/07/16)
Settlement price (date)	192.91 (24/07/16)
Open Interest	0

## Performance and Risk

	6m	1Y	3Y
Perf (%)	+30.87%	+48.38%	-
Perf (abs.)	+45.81	+63.34	-
Beta	-	-	-
Volatility	32.80	30.24	-

## Futures and Options

Related Futures	-
Related Options	-












Information about previous performance does not guarantee future performance.  
Source: FactSet

## Price data

Ø price 5 days   Ø volume 5 days (pcs.)	- USD (-)
Ø price 30 days   Ø volume 30 days (pcs.)	186.1688 USD (0)
Ø price 100 days   Ø volume 100 days (pcs.)	160.0052 USD (0)
Ø price 250 days   Ø volume 250 days (pcs.)	146.8757 USD (0)
YTD High   date	194.2426 USD (2024/07/15)
YTD Low   date	137.0670 USD (2024/03/05)
52 Weeks High   date	194.2426 USD (2024/07/15)
52 Weeks Low   date	125.2236 USD (2023/07/21)

## Recent Research

on underlying	on sector	on market		
Date			Headline	Download
2024/07/12			Global Equity Ratings	
2024/06/21			Global Equity Ratings	
2024/06/14			Global Equity Ratings	
2024/05/29			Global Equity Ratings	
2024/04/26			Global Equity Ratings	