

## ALPHABET INC. FUTURE (GOAF) - EUX/C10

2024/05/06 18:29:45

Price  
**173.8386** USDDifference  1.13% (1.94)

## General attributes

Symbol	GOAFC10
Exchange	Eurex
Currency	USD
Security type	Future
Underlying	ALPHABET INC A
Maturity	02-2025
Contract size	100

## Market data

Bid (Bid size)	- USD (-)
Ask (Ask size)	- USD (-)
Open	173.8386 USD
High	173.8386 USD
Low	173.8386 USD
Close (prev. day)	171.9007 USD
Underlying	ALPHABET INC A
Underlying price (date)	168.65 (24/05/10)
Settlement price (date)	174.21 (24/05/10)
Open Interest	0

## Performance and Risk

	6m	1Y	3Y
Perf (%)	+28.41%	+59.29%	-
Perf (abs.)	+38.46	+64.70	-
Beta	-	-	-
Volatility	29.40	29.81	-

## Futures and Options

Related Futures	-
Related Options	-

5Y












Information about previous performance does not guarantee future performance.  
Source: FactSet

## Price data

Ø price 5 days   Ø volume 5 days (pcs.)	172.8816 USD (0)
Ø price 30 days   Ø volume 30 days (pcs.)	163.6533 USD (0)
Ø price 100 days   Ø volume 100 days (pcs.)	152.1262 USD (0)
Ø price 250 days   Ø volume 250 days (pcs.)	141.9200 USD (0)
YTD High   date	179.8285 USD (2024/04/26)
YTD Low   date	137.0670 USD (2024/03/05)
52 Weeks High   date	179.8285 USD (2024/04/26)
52 Weeks Low   date	110.8738 USD (2023/05/08)

## Recent Research

on underlying	on sector	on market	
Date		Headline	Download
2024/04/26		Global Equity Ratings	
2024/04/03		Global Equity Ratings	
2024/03/13		Global Equity Ratings	
2024/02/22		Global Equity Ratings	
2024/02/14		Global Equity Ratings	