

HOLCIM LTD. FUTURE (HOLI) - EUX/C11

2024/06/21 19:17:16

Price
79.4525 CHF

Difference  **-3.51% (-2.89)**

General attributes

Symbol	HOLIC11
Exchange	Eurex
Currency	CHF
Security type	Future
Underlying	HOLCIM LTD.
Maturity	05-2025
Contract size	100

Market data

Bid (Bid size)	- CHF (-)
Ask (Ask size)	- CHF (-)
Open	79.4525 CHF
High	79.4525 CHF
Low	79.4525 CHF
Close (prev. day)	82.3393 CHF
Underlying	HOLCIM LTD.
Underlying price (date)	81.66 (24/07/09)
Settlement price (date)	80.24 (24/07/08)
Open Interest	0

Performance and Risk

	6m	1Y	3Y
Perf (%)	+22.21%	+35.24%	-
Perf (abs.)	+14.44	+20.70	-
Beta	-	-	-
Volatility	23.29	20.39	-

Futures and Options

Related Futures	-
Related Options	-

5Y












Information about previous performance does not guarantee future performance.
Source: FactSet

Price data

Ø price 5 days Ø volume 5 days (pcs.)	81.4386 CHF (0)
Ø price 30 days Ø volume 30 days (pcs.)	- CHF (-)
Ø price 100 days Ø volume 100 days (pcs.)	73.3068 CHF (0)
Ø price 250 days Ø volume 250 days (pcs.)	63.5620 CHF (0)
YTD High date	82.3710 CHF (2024/06/19)
YTD Low date	61.6673 CHF (2024/01/23)
52 Weeks High date	82.3710 CHF (2024/06/19)
52 Weeks Low date	53.2821 CHF (2023/10/20)

Recent Research

on sector		on market	
Date		Headline	Download
2024/06/21		Global Equity Ratings	
2024/06/14		Global Equity Ratings	
2024/05/29		Global Equity Ratings	
2024/04/26		Global Equity Ratings	
2024/04/03		Global Equity Ratings	