

HOLCIM LTD. FUTURE (HOLI) - EUX/C1

2024/05/06 18:29:47

Price
76.4353 CHF

Difference  1.31% (0.99)

General attributes

Symbol	HOLIC1
Exchange	Eurex
Currency	CHF
Security type	Future
Underlying	HOLCIM LTD.
Maturity	05-2024
Contract size	100

Market data

Bid (Bid size)	- CHF (-)
Ask (Ask size)	- CHF (-)
Open	76.4353 CHF
High	76.4353 CHF
Low	76.4353 CHF
Close (prev. day)	75.4444 CHF
Underlying	HOLCIM LTD.
Underlying price (date)	81.60 (24/05/10)
Settlement price (date)	78.82 (24/05/10)
Open Interest	0

Performance and Risk

	6m	1Y	3Y
Perf (%)	+32.99%	+32.04%	-
Perf (abs.)	+18.46	+18.06	-
Beta	-	-	-
Volatility	18.00	17.64	-

Futures and Options

Related Futures	-
Related Options	-

5Y











Information about previous performance does not guarantee future performance.
Source: FactSet

Price data

Ø price 5 days Ø volume 5 days (pcs.)	75.6921 CHF (0)
Ø price 30 days Ø volume 30 days (pcs.)	78.6460 CHF (0)
Ø price 100 days Ø volume 100 days (pcs.)	70.9607 CHF (39)
Ø price 250 days Ø volume 250 days (pcs.)	63.7387 CHF (30)
YTD High date	81.7353 CHF (2024/03/28)
YTD Low date	63.3320 CHF (2024/01/23)
52 Weeks High date	81.7353 CHF (2024/03/28)
52 Weeks Low date	54.9200 CHF (2023/10/20)

Recent Research

on sector		on market	
Date		Headline	Download
2024/04/26		Global Equity Ratings	
2024/04/03		Global Equity Ratings	
2024/03/13		Global Equity Ratings	
2024/02/22		Global Equity Ratings	
2024/02/14		Global Equity Ratings	