

GENERAL ELECTRIC CO. FUTURE (GECF) - EUX/C11

2024/04/30 18:39:20

Price
170.6337 USDDifference  -0.94% (-1.62)

General attributes

Symbol	GECFC11
Exchange	Eurex
Currency	USD
Security type	Future
Underlying	GE AEROSPACE
Maturity	03-2025
Contract size	100

Market data

Bid (Bid size)	- USD (-)
Ask (Ask size)	- USD (-)
Open	170.6337 USD
High	170.6337 USD
Low	170.6337 USD
Close (prev. day)	172.2556 USD
Underlying	GE AEROSPACE
Underlying price (date)	164.16 (24/05/03)
Settlement price (date)	171.49 (24/05/03)
Open Interest	0

Performance and Risk

	6m	1Y	3Y
Perf (%)	+49.22%	+64.52%	-
Perf (abs.)	+56.28	+66.92	-
Beta	-	-	-
Volatility	37.28	31.88	-

Futures and Options

Related Futures	-
Related Options	-

5Y









Information about previous performance does not guarantee future performance.
Source: FactSet

Price data

Ø price 5 days Ø volume 5 days (pcs.)	168.7201 USD (0)
Ø price 30 days Ø volume 30 days (pcs.)	168.5064 USD (0)
Ø price 100 days Ø volume 100 days (pcs.)	151.7293 USD (0)
Ø price 250 days Ø volume 250 days (pcs.)	130.3233 USD (0)
YTD High date	187.4590 USD (2024/03/27)
YTD Low date	130.1593 USD (2024/01/03)
52 Weeks High date	187.4590 USD (2024/03/27)
52 Weeks Low date	102.1498 USD (2023/05/04)

Recent Research

on sector		on market	
Date		Headline	Download
2024/05/03		Akciové trhy - denní zpráva	
2024/05/02		Akciové trhy - denní zpráva	
2024/04/30		Akciové trhy - denní zpráva	
2024/04/29		Akciové trhy - denní zpráva	
2024/04/26		Global Equity Ratings	