

GOLDMAN SACHS GROUP INC. FUTURE (GOSF) - EUX/C10

2024/08/15 18:48:06

Price
512.1463 USDDifference  1.34% (6.75)

General attributes

Symbol	GOSFC10
Exchange	Eurex
Currency	USD
Security type	Future
Underlying	GOLDMAN SACHS GROUP INC
Maturity	06-2025
Contract size	100

Market data

Bid (Bid size)	- USD (-)
Ask (Ask size)	- USD (-)
Open	512.1463 USD
High	512.1463 USD
Low	512.1463 USD
Close (prev. day)	505.396 USD
Underlying	GOLDMAN SACHS GROUP INC
Underlying price (date)	499.02 (24/08/15)
Settlement price (date)	511.15 (24/08/15)
Open Interest	0

Performance and Risk

	6m	1Y	3Y
Perf (%)	+30.55%	+51.02%	-
Perf (abs.)	+119.84	+173.02	-
Beta	-	-	-
Volatility	27.49	25.54	-

Futures and Options

Related Futures	-
Related Options	-









Information about previous performance does not guarantee future performance.
Source: FactSet

Price data

Ø price 5 days Ø volume 5 days (pcs.)	501.1212 USD (0)
Ø price 30 days Ø volume 30 days (pcs.)	497.8581 USD (0)
Ø price 100 days Ø volume 100 days (pcs.)	463.4966 USD (0)
Ø price 250 days Ø volume 250 days (pcs.)	390.0966 USD (0)
YTD High date	525.5670 USD (2024/07/31)
YTD Low date	382.2306 USD (2024/01/18)
52 Weeks High date	525.5670 USD (2024/07/31)
52 Weeks Low date	300.3654 USD (2023/10/27)

Recent Research

on sector		on market	
Date		Headline	Download
2024/08/16		Akciové trhy - denní zpráva	
2024/08/15		Akciové trhy - denní zpráva	
2024/08/14		Akciové trhy - denní zpráva	
2024/08/13		Akciové trhy - denní zpráva	
2024/08/12		Global Equity Ratings	