

# GENERAL ELECTRIC CO. FUTURE (GECF) - EUX/C1

2024/08/16 18:51:22

Price  
**170.05** USD

Difference  0.09% (0.14)

### General attributes

Symbol	GECFC1
Exchange	Eurex
Currency	USD
Security type	Future
Underlying	GE AEROSPACE
Maturity	09-2024
Contract size	100

### Market data

Bid (Bid size)	- USD (-)
Ask (Ask size)	- USD (-)
Open	170.05 USD
High	170.05 USD
Low	170.05 USD
Close (prev. day)	169.9052 USD
Underlying	GE AEROSPACE
Underlying price (date)	169.42 (24/08/16)
Settlement price (date)	170.33 (24/08/16)
Open Interest	0

### Performance and Risk

	6m	1Y	3Y
Perf (%)	+14.19%	+47.93%	-
Perf (abs.)	+21.13	+55.09	-
Beta	-	-	-
Volatility	47.91	34.63	-

### Futures and Options

Related Futures	-
Related Options	-








Information about previous performance does not guarantee future performance.  
Source: FactSet

### Price data

Ø price 5 days   Ø volume 5 days (pcs.)	167.98 USD (0)
Ø price 30 days   Ø volume 30 days (pcs.)	165.21 USD (0)
Ø price 100 days   Ø volume 100 days (pcs.)	161.92 USD (0)
Ø price 250 days   Ø volume 250 days (pcs.)	137.64 USD (0)
YTD High   date	179.55 USD (2024/03/27)
YTD Low   date	124.89 USD (2024/01/03)
52 Weeks High   date	179.55 USD (2024/03/27)
52 Weeks Low   date	106.15 USD (2023/11/01)

### Recent Research

on sector		on market	
Date		Headline	Download
2024/08/12		Global Equity Ratings	
2024/07/24		Global Equity Ratings	
2024/07/12		Global Equity Ratings	
2024/06/21		Global Equity Ratings	
2024/06/14		Global Equity Ratings	