

GENERAL ELECTRIC CO. FUTURE (GECF) - EUX/C1

2024/07/17 18:45:42

Price
159.1173 USD

Difference  -1.99% (-3.24)

General attributes

Symbol	GECFC1
Exchange	Eurex
Currency	USD
Security type	Future
Underlying	GE AEROSPACE
Maturity	07-2024
Contract size	100

Market data

Bid (Bid size)	- USD (-)
Ask (Ask size)	- USD (-)
Open	159.1173 USD
High	159.1173 USD
Low	159.1173 USD
Close (prev. day)	162.3541 USD
Underlying	GE AEROSPACE
Underlying price (date)	156.66 (24/07/17)
Settlement price (date)	159.12 (24/07/17)
Open Interest	0

Performance and Risk

	6m	1Y	3Y
Perf (%)	+24.35%	+42.06%	-
Perf (abs.)	+31.16	+47.11	-
Beta	-	-	-
Volatility	44.70	33.17	-

Futures and Options

Related Futures	-
Related Options	-








Information about previous performance does not guarantee future performance.
Source: FactSet

Price data

Ø price 5 days Ø volume 5 days (pcs.)	161.1199 USD (0)
Ø price 30 days Ø volume 30 days (pcs.)	162.4431 USD (0)
Ø price 100 days Ø volume 100 days (pcs.)	161.7675 USD (0)
Ø price 250 days Ø volume 250 days (pcs.)	132.1049 USD (0)
YTD High date	179.5485 USD (2024/03/27)
YTD Low date	124.8927 USD (2024/01/03)
52 Weeks High date	179.5485 USD (2024/03/27)
52 Weeks Low date	106.1549 USD (2023/11/01)

Recent Research

on sector		on market	
Date		Headline	Download
2024/07/12		Global Equity Ratings	
2024/06/21		Global Equity Ratings	
2024/06/14		Global Equity Ratings	
2024/05/29		Global Equity Ratings	
2024/04/26		Global Equity Ratings	