

GENERAL ELECTRIC CO. FUTURE (GECF) - EUX/C1

2024/06/21 19:14:33

Price
164.35 USD
 Difference  -0.41% (-0.68)

General attributes

Symbol GECFC1
 Exchange Eurex
 Currency USD
 Security type Future
 Underlying GE AEROSPACE
 Maturity 07-2024
 Contract size 100

Market data

Bid (Bid size) - USD (-)
 Ask (Ask size) - USD (-)
 Open 162.5883 USD
 High 164.35 USD
 Low 162.5883 USD
 Close (prev. day) 165.0316 USD
 Underlying GE AEROSPACE
 Underlying price (date) 158.97 (24/06/28)
 Settlement price (date) 160.17 (24/06/28)
 Open Interest 0

Performance and Risk

	6m	1Y	3Y
Perf (%)	+29.70%	+56.04%	-
Perf (abs.)	+37.63	+59.02	-
Beta	-	-	-
Volatility	42.45	32.36	-

Futures and Options

Related Futures -
 Related Options -







Information about previous performance does not guarantee future performance.
 Source: FactSet

Price data

Ø price 5 days Ø volume 5 days (pcs.)	163.34 USD (0)
Ø price 30 days Ø volume 30 days (pcs.)	- USD (-)
Ø price 100 days Ø volume 100 days (pcs.)	156.77 USD (0)
Ø price 250 days Ø volume 250 days (pcs.)	129.09 USD (0)
YTD High date	179.55 USD (2024/03/27)
YTD Low date	124.89 USD (2024/01/03)
52 Weeks High date	179.55 USD (2024/03/27)
52 Weeks Low date	104.25 USD (2023/06/26)

Recent Research

on sector		on market	
Date		Headline	Download
2024/06/21		Global Equity Ratings	
2024/06/14		Global Equity Ratings	
2024/05/29		Global Equity Ratings	
2024/04/26		Global Equity Ratings	
2024/04/03		Global Equity Ratings	