

GENERAL ELECTRIC CO. FUTURE (GECF) - EUX/C1

2024/04/30 18:39:20

Price
163.1984 USDDifference  -0.97% (-1.59)

General attributes

Symbol	GECFC1
Exchange	Eurex
Currency	USD
Security type	Future
Underlying	GE AEROSPACE
Maturity	05-2024
Contract size	100

Market data

Bid (Bid size)	- USD (-)
Ask (Ask size)	- USD (-)
Open	163.1984 USD
High	163.1984 USD
Low	163.1984 USD
Close (prev. day)	164.7928 USD
Underlying	GE AEROSPACE
Underlying price (date)	164.16 (24/05/03)
Settlement price (date)	164.14 (24/05/03)
Open Interest	0

Performance and Risk

	6m	1Y	3Y
Perf (%)	+49.42%	+63.71%	-
Perf (abs.)	+53.98	+63.51	-
Beta	-	-	-
Volatility	37.40	31.77	-

Futures and Options

Related Futures	-
Related Options	-








5Y

Information about previous performance does not guarantee future performance.
Source: FactSet

Price data

Ø price 5 days Ø volume 5 days (pcs.)	161.4152 USD (0)
Ø price 30 days Ø volume 30 days (pcs.)	161.3717 USD (0)
Ø price 100 days Ø volume 100 days (pcs.)	145.3355 USD (0)
Ø price 250 days Ø volume 250 days (pcs.)	124.7224 USD (0)
YTD High date	179.5485 USD (2024/03/27)
YTD Low date	124.8927 USD (2024/01/03)
52 Weeks High date	179.5485 USD (2024/03/27)
52 Weeks Low date	98.3929 USD (2023/05/04)

Recent Research

on sector		on market	
Date		Headline	Download
2024/05/03		Akciové trhy - denní zpráva	
2024/05/02		Akciové trhy - denní zpráva	
2024/04/30		Akciové trhy - denní zpráva	
2024/04/29		Akciové trhy - denní zpráva	
2024/04/26		Global Equity Ratings	