

## COMPAGNIE DE SAINT-GOBAIN S.A. FUTURE (GOBG) - EUX/C12

2024/07/16 18:50:28

Price  
**80.3517** EURDifference  1.09% (0.86)

## General attributes

Symbol	GOBGC12
Exchange	Eurex
Currency	EUR
Security type	Future
Underlying	COMPAGNIE DE SAINT-GOBAIN S.A.
Maturity	06-2025
Contract size	100

## Market data

Bid (Bid size)	- EUR (-)
Ask (Ask size)	- EUR (-)
Open	80.3517 EUR
High	80.3517 EUR
Low	80.3517 EUR
Close (prev. day)	79.4891 EUR
Underlying	COMPAGNIE DE SAINT-GOBAIN S.A.
Underlying price (date)	79.42 (24/07/16)
Settlement price (date)	80.35 (24/07/16)
Open Interest	0

## Performance and Risk

	6m	1Y	3Y
Perf (%)	+24.69%	+36.75%	-
Perf (abs.)	+15.74	+21.36	-
Beta	-	-	-
Volatility	25.50	24.26	-

## Futures and Options

Related Futures	-
Related Options	-











Information about previous performance does not guarantee future performance.  
Source: FactSet

## Price data

Ø price 5 days   Ø volume 5 days (pcs.)	- EUR (-)
Ø price 30 days   Ø volume 30 days (pcs.)	77.7226 EUR (0)
Ø price 100 days   Ø volume 100 days (pcs.)	72.4148 EUR (0)
Ø price 250 days   Ø volume 250 days (pcs.)	63.4078 EUR (0)
YTD High   date	79.9269 EUR (2024/07/12)
YTD Low   date	61.9288 EUR (2024/01/17)
52 Weeks High   date	79.9269 EUR (2024/07/12)
52 Weeks Low   date	49.8544 EUR (2023/10/20)

## Recent Research

on sector		on market	
Date		Headline	Download
2024/07/12		Global Equity Ratings	
2024/06/21		Global Equity Ratings	
2024/06/14		Global Equity Ratings	
2024/05/29		Global Equity Ratings	
2024/04/26		Global Equity Ratings	

5Y