

COMPAGNIE DE SAINT-GOBAIN S.A. FUTURE (GOBG) - EUX/C12

2024/05/06 18:29:44

Price
78.5393 EURDifference  0.03% (0.03)

General attributes

Symbol	GOBGC12
Exchange	Eurex
Currency	EUR
Security type	Future
Underlying	COMPAGNIE DE SAINT-GOBAIN S.A.
Maturity	04-2025
Contract size	100

Market data

Bid (Bid size)	- EUR (-)
Ask (Ask size)	- EUR (-)
Open	78.5393 EUR
High	78.5393 EUR
Low	78.5393 EUR
Close (prev. day)	78.5137 EUR
Underlying	COMPAGNIE DE SAINT-GOBAIN S.A.
Underlying price (date)	80.24 (24/05/09)
Settlement price (date)	81.09 (24/05/09)
Open Interest	0

Performance and Risk

	6m	1Y	3Y
Perf (%)	+46.34%	+43.36%	-
Perf (abs.)	+23.88	+22.81	-
Beta	-	-	-
Volatility	24.30	24.02	-

Futures and Options

Related Futures	-
Related Options	-










Information about previous performance does not guarantee future performance.
Source: FactSet

Price data

Ø price 5 days Ø volume 5 days (pcs.)	73.8823 EUR (0)
Ø price 30 days Ø volume 30 days (pcs.)	72.5455 EUR (0)
Ø price 100 days Ø volume 100 days (pcs.)	68.3591 EUR (0)
Ø price 250 days Ø volume 250 days (pcs.)	61.3400 EUR (0)
YTD High date	76.0479 EUR (2024/04/26)
YTD Low date	61.9288 EUR (2024/01/17)
52 Weeks High date	76.0479 EUR (2024/04/26)
52 Weeks Low date	49.8544 EUR (2023/10/20)

Recent Research

on sector		on market	
Date		Headline	Download
2024/04/26		Global Equity Ratings	
2024/04/03		Global Equity Ratings	
2024/03/13		Global Equity Ratings	
2024/02/22		Global Equity Ratings	
2024/02/14		Global Equity Ratings	