

HOLCIM LTD. FUTURE (HOLI) - EUX/C12

2024/04/30 18:39:24

Price
75.2999 CHF

Difference  **-2.29% (-1.77)**

General attributes

Symbol	HOLIC12
Exchange	Eurex
Currency	CHF
Security type	Future
Underlying	HOLCIM LTD.
Maturity	04-2025
Contract size	100

Market data

Bid (Bid size)	- CHF (-)
Ask (Ask size)	- CHF (-)
Open	75.2999 CHF
High	75.2999 CHF
Low	75.2999 CHF
Close (prev. day)	77.0683 CHF
Underlying	HOLCIM LTD.
Underlying price (date)	77.82 (24/05/03)
Settlement price (date)	75.76 (24/05/02)
Open Interest	0

Performance and Risk

	6m	1Y	3Y
Perf (%)	+37.94%	+31.14%	-
Perf (abs.)	+20.71	+17.88	-
Beta	-	-	-
Volatility	17.70	18.47	-

Futures and Options

Related Futures	-
Related Options	-

5Y











Information about previous performance does not guarantee future performance.
Source: FactSet

Price data

Ø price 5 days Ø volume 5 days (pcs.)	76.5645 CHF (0)
Ø price 30 days Ø volume 30 days (pcs.)	77.4011 CHF (0)
Ø price 100 days Ø volume 100 days (pcs.)	69.4409 CHF (0)
Ø price 250 days Ø volume 250 days (pcs.)	62.3912 CHF (0)
YTD High date	79.8561 CHF (2024/03/28)
YTD Low date	61.7253 CHF (2024/01/23)
52 Weeks High date	79.8561 CHF (2024/03/28)
52 Weeks Low date	53.3726 CHF (2023/10/20)

Recent Research

on sector		on market	
Date		Headline	Download
2024/04/26		Global Equity Ratings	
2024/04/03		Global Equity Ratings	
2024/03/13		Global Equity Ratings	
2024/02/22		Global Equity Ratings	
2024/02/14		Global Equity Ratings	