

# HOLCIM LTD. FUTURE (HOLI) - EUX/C12

2024/04/19 18:42:00

Price  
**75.6313** CHF

Difference  -0.37% (-0.28)

### General attributes

Symbol	HOLIC12
Exchange	Eurex
Currency	CHF
Security type	Future
Underlying	HOLCIM LTD.
Maturity	04-2025
Contract size	100

### Market data

Bid (Bid size)	- CHF (-)
Ask (Ask size)	- CHF (-)
Open	75.6313 CHF
High	75.6313 CHF
Low	75.6313 CHF
Close (prev. day)	75.91 CHF
Underlying	HOLCIM LTD.
Underlying price (date)	77.54 (24/04/19)
Settlement price (date)	75.69 (24/04/19)
Open Interest	0

### Performance and Risk

	6m	1Y	3Y
Perf (%)	+37.47%	+32.70%	-
Perf (abs.)	+20.69	+18.71	-
Beta	-	-	-
Volatility	17.66	18.19	-

### Futures and Options

Related Futures	-
Related Options	-

5Y












Information about previous performance does not guarantee future performance.  
Source: FactSet

### Price data

Ø price 5 days   Ø volume 5 days (pcs.)	76.5314 CHF (0)
Ø price 30 days   Ø volume 30 days (pcs.)	76.8502 CHF (0)
Ø price 100 days   Ø volume 100 days (pcs.)	68.3338 CHF (0)
Ø price 250 days   Ø volume 250 days (pcs.)	61.8008 CHF (0)
YTD High   date	79.8561 CHF (2024/03/28)
YTD Low   date	61.7253 CHF (2024/01/23)
52 Weeks High   date	79.8561 CHF (2024/03/28)
52 Weeks Low   date	53.3726 CHF (2023/10/20)

### Recent Research

on sector		on market	
Date		Headline	Download
2024/04/03		Global Equity Ratings	
2024/03/13		Global Equity Ratings	
2024/02/22		Global Equity Ratings	
2024/02/14		Global Equity Ratings	
2024/01/23		Global Equity Ratings	