

## ALPHABET INC. FUTURE (GOAF) - EUX/C13

2024/09/12 18:37:25

Price  
**159.4759** USDDifference  3.02% (4.68)

## General attributes

Symbol	GOAFC13
Exchange	Eurex
Currency	USD
Security type	Future
Underlying	ALPHABET INC A
Maturity	09-2025
Contract size	100

## Market data

Bid (Bid size)	- USD (-)
Ask (Ask size)	- USD (-)
Open	159.4759 USD
High	159.4759 USD
Low	159.4759 USD
Close (prev. day)	154.7943 USD
Underlying	ALPHABET INC A
Underlying price (date)	154.69 (24/09/12)
Settlement price (date)	159.48 (24/09/12)
Open Interest	0

## Performance and Risk

	6m	1Y	3Y
Perf (%)	+9.10%	+10.85%	-
Perf (abs.)	+13.30	+15.61	-
Beta	-	-	-
Volatility	36.66	34.03	-

## Futures and Options

Related Futures	-
Related Options	-











5Y

Information about previous performance does not guarantee future performance.  
Source: FactSet

## Price data

Ø price 5 days   Ø volume 5 days (pcs.)	156.4084 USD (0)
Ø price 30 days   Ø volume 30 days (pcs.)	167.3858 USD (0)
Ø price 100 days   Ø volume 100 days (pcs.)	174.5187 USD (0)
Ø price 250 days   Ø volume 250 days (pcs.)	155.4957 USD (0)
YTD High   date	196.1976 USD (2024/07/15)
YTD Low   date	138.6784 USD (2024/03/05)
52 Weeks High   date	196.1976 USD (2024/07/15)
52 Weeks Low   date	129.5461 USD (2023/10/27)

## Recent Research

on underlying	on sector	on market	
Date		Headline	Download
2024/09/11		Global Equity Ratings	
2024/09/05		Global Equity Ratings	
2024/08/12		Global Equity Ratings	
2024/07/24		Global Equity Ratings	
2024/07/12		Global Equity Ratings	