

ALPHABET INC. FUTURE (GOAF) - EUX/C13

2024/08/07 18:43:13

Price
167.2234 USDDifference  0.74% (1.24)

General attributes

Symbol	GOAFC13
Exchange	Eurex
Currency	USD
Security type	Future
Underlying	ALPHABET INC A
Maturity	08-2025
Contract size	100

Market data

Bid (Bid size)	- USD (-)
Ask (Ask size)	- USD (-)
Open	167.2234 USD
High	167.2234 USD
Low	167.2234 USD
Close (prev. day)	165.987 USD
Underlying	ALPHABET INC A
Underlying price (date)	158.94 (24/08/07)
Settlement price (date)	167.22 (24/08/07)
Open Interest	0

Performance and Risk

	6m	1Y	3Y
Perf (%)	+9.70%	+21.09%	-
Perf (abs.)	+14.79	+29.13	-
Beta	-	-	-
Volatility	37.61	33.77	-

Futures and Options

Related Futures	-
Related Options	-












Information about previous performance does not guarantee future performance.
Source: FactSet

Price data

Ø price 5 days Ø volume 5 days (pcs.)	171.0535 USD (0)
Ø price 30 days Ø volume 30 days (pcs.)	181.8957 USD (0)
Ø price 100 days Ø volume 100 days (pcs.)	172.4195 USD (0)
Ø price 250 days Ø volume 250 days (pcs.)	152.3589 USD (0)
YTD High date	196.1976 USD (2024/07/15)
YTD Low date	138.6784 USD (2024/03/05)
52 Weeks High date	196.1976 USD (2024/07/15)
52 Weeks Low date	129.5461 USD (2023/10/27)

Recent Research

on underlying	on sector	on market	
Date		Headline	Download
2024/07/24		Global Equity Ratings	
2024/07/12		Global Equity Ratings	
2024/06/21		Global Equity Ratings	
2024/06/14		Global Equity Ratings	
2024/05/29		Global Equity Ratings	