

ALPHABET INC. FUTURE (GOAF) - EUX/C13

2024/07/26 18:35:20

Price
174.2023 USD

Difference  -3.16% (-5.69)

General attributes

Symbol	GOAFC13
Exchange	Eurex
Currency	USD
Security type	Future
Underlying	ALPHABET INC A
Maturity	08-2025
Contract size	100

Market data

Bid (Bid size)	- USD (-)
Ask (Ask size)	- USD (-)
Open	174.2023 USD
High	174.2023 USD
Low	174.2023 USD
Close (prev. day)	179.8899 USD
Underlying	ALPHABET INC A
Underlying price (date)	167.00 (24/07/26)
Settlement price (date)	174.20 (24/07/26)
Open Interest	0

Performance and Risk

	6m	1Y	3Y
Perf (%)	+8.73%	+26.54%	-
Perf (abs.)	+13.99	+36.54	-
Beta	-	-	-
Volatility	39.15	33.55	-

Futures and Options

Related Futures	-
Related Options	-











Information about previous performance does not guarantee future performance.
 Source: FactSet

Price data

Ø price 5 days Ø volume 5 days (pcs.)	183.9936 USD (0)
Ø price 30 days Ø volume 30 days (pcs.)	187.1128 USD (0)
Ø price 100 days Ø volume 100 days (pcs.)	168.4782 USD (0)
Ø price 250 days Ø volume 250 days (pcs.)	150.9833 USD (0)
YTD High date	196.1976 USD (2024/07/15)
YTD Low date	138.6784 USD (2024/03/05)
52 Weeks High date	196.1976 USD (2024/07/15)
52 Weeks Low date	129.5461 USD (2023/10/27)

Recent Research

on underlying	on sector	on market	
Date		Headline	Download
2024/07/24		Global Equity Ratings	
2024/07/12		Global Equity Ratings	
2024/06/21		Global Equity Ratings	
2024/06/14		Global Equity Ratings	
2024/05/29		Global Equity Ratings	