

ALPHABET INC. FUTURE (GOAF) - EUX/C13

2024/07/16 18:50:28

Price
194.8881 USDDifference  -0.67% (-1.31)

General attributes

Symbol	GOAFC13
Exchange	Eurex
Currency	USD
Security type	Future
Underlying	ALPHABET INC A
Maturity	07-2025
Contract size	100

Market data

Bid (Bid size)	- USD (-)
Ask (Ask size)	- USD (-)
Open	194.8881 USD
High	194.8881 USD
Low	194.8881 USD
Close (prev. day)	196.1976 USD
Underlying	ALPHABET INC A
Underlying price (date)	184.253 (24/07/16)
Settlement price (date)	194.89 (24/07/16)
Open Interest	0

Performance and Risk

	6m	1Y	3Y
Perf (%)	+30.81%	+47.97%	-
Perf (abs.)	+46.22	+63.60	-
Beta	-	-	-
Volatility	38.33	33.70	-

Futures and Options

Related Futures	-
Related Options	-












Information about previous performance does not guarantee future performance.
Source: FactSet

Price data

Ø price 5 days Ø volume 5 days (pcs.)	- USD (-)
Ø price 30 days Ø volume 30 days (pcs.)	188.1778 USD (0)
Ø price 100 days Ø volume 100 days (pcs.)	162.0360 USD (0)
Ø price 250 days Ø volume 250 days (pcs.)	148.8416 USD (0)
YTD High date	196.1976 USD (2024/07/15)
YTD Low date	138.6784 USD (2024/03/05)
52 Weeks High date	196.1976 USD (2024/07/15)
52 Weeks Low date	126.9528 USD (2023/07/21)

Recent Research

on underlying	on sector	on market	
Date		Headline	Download
2024/07/12		Global Equity Ratings	
2024/06/21		Global Equity Ratings	
2024/06/14		Global Equity Ratings	
2024/05/29		Global Equity Ratings	
2024/04/26		Global Equity Ratings	