

GENERAL ELECTRIC CO. FUTURE (GECF) - EUX/C13

2024/06/21 19:17:12

Price
170.9464 USD

Difference  -1.49% (-2.59)

General attributes

Symbol	GECFC13
Exchange	Eurex
Currency	USD
Security type	Future
Underlying	GE AEROSPACE
Maturity	07-2025
Contract size	100

Market data

Bid (Bid size)	- USD (-)
Ask (Ask size)	- USD (-)
Open	170.9464 USD
High	170.9464 USD
Low	170.9464 USD
Close (prev. day)	173.5345 USD
Underlying	GE AEROSPACE
Underlying price (date)	159.73 (24/06/25)
Settlement price (date)	171.09 (24/06/25)
Open Interest	0

Performance and Risk

	6m	1Y	3Y
Perf (%)	+28.72%	+54.06%	-
Perf (abs.)	+38.14	+59.98	-
Beta	-	-	-
Volatility	44.23	33.65	-

Futures and Options

Related Futures	-
Related Options	-

5Y






Information about previous performance does not guarantee future performance.
Source: FactSet

Price data

Ø price 5 days Ø volume 5 days (pcs.)	171.3652 USD (0)
Ø price 30 days Ø volume 30 days (pcs.)	- USD (-)
Ø price 100 days Ø volume 100 days (pcs.)	165.1535 USD (0)
Ø price 250 days Ø volume 250 days (pcs.)	136.0606 USD (0)
YTD High date	188.6959 USD (2024/03/27)
YTD Low date	131.0732 USD (2024/01/03)
52 Weeks High date	188.6959 USD (2024/03/27)
52 Weeks Low date	109.8272 USD (2023/06/26)

Recent Research

on sector		on market	
Date		Headline	Download
2024/06/21		Global Equity Ratings	
2024/06/14		Global Equity Ratings	
2024/05/29		Global Equity Ratings	
2024/04/26		Global Equity Ratings	
2024/04/03		Global Equity Ratings	