

GENERAL ELECTRIC CO. FUTURE (GECF) - EUX/C13

2024/04/30 18:39:20

Price
171.9844 USD

Difference  **-0.93% (-1.62)**

General attributes

Symbol	GECFC13
Exchange	Eurex
Currency	USD
Security type	Future
Underlying	GE AEROSPACE
Maturity	06-2025
Contract size	100

Market data

Bid (Bid size)	- USD (-)
Ask (Ask size)	- USD (-)
Open	171.9844 USD
High	171.9844 USD
Low	171.9844 USD
Close (prev. day)	173.6024 USD
Underlying	GE AEROSPACE
Underlying price (date)	158.35 (24/06/17)
Settlement price (date)	163.25 (24/06/14)
Open Interest	0

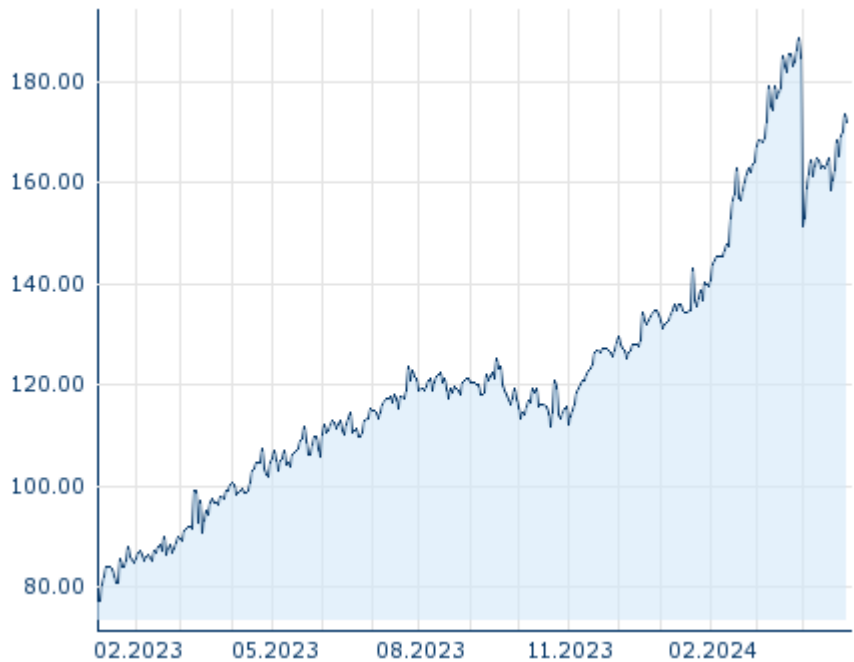
Performance and Risk

	6m	1Y	3Y
Perf (%)	+49.29%	+64.57%	-
Perf (abs.)	+56.78	+67.48	-
Beta	-	-	-
Volatility	39.20	33.30	-

Futures and Options

Related Futures	-
Related Options	-

5Y












Information about previous performance does not guarantee future performance.
Source: FactSet

Price data

Ø price 5 days Ø volume 5 days (pcs.)	170.0406 USD (0)
Ø price 30 days Ø volume 30 days (pcs.)	170.0194 USD (0)
Ø price 100 days Ø volume 100 days (pcs.)	153.0460 USD (0)
Ø price 250 days Ø volume 250 days (pcs.)	131.4576 USD (0)
YTD High date	188.6959 USD (2024/03/27)
YTD Low date	131.0732 USD (2024/01/03)
52 Weeks High date	188.6959 USD (2024/03/27)
52 Weeks Low date	102.8375 USD (2023/05/04)

Recent Research

on sector		on market	
Date		Headline	Download
2024/06/14		Global Equity Ratings	
2024/05/29		Global Equity Ratings	
2024/04/26		Global Equity Ratings	
2024/04/03		Global Equity Ratings	
2024/03/13		Global Equity Ratings	