

## GECINA S.A FUTURE (GI6G) - EUX/C12

2024/09/02 18:40:02

Price  
**99.3119** EURDifference  1.03% (1.01)

## General attributes

Symbol	GI6GC12
Exchange	Eurex
Currency	EUR
Security type	Future
Underlying	GECINA S.A.
Maturity	08-2025
Contract size	100

## Market data

Bid (Bid size)	- EUR (-)
Ask (Ask size)	- EUR (-)
Open	99.3119 EUR
High	99.3119 EUR
Low	99.3119 EUR
Close (prev. day)	98.3017 EUR
Underlying	GECINA S.A.
Underlying price (date)	100.20 (24/09/03)
Settlement price (date)	99.31 (24/09/02)
Open Interest	0

## Performance and Risk

	6m	1Y	3Y
Perf (%)	+12.26%	+2.70%	-
Perf (abs.)	+10.84	+2.61	-
Beta	-	-	-
Volatility	24.28	23.55	-

## Futures and Options

Related Futures	-
Related Options	-

5Y












Information about previous performance does not guarantee future performance.  
Source: FactSet

## Price data

Ø price 5 days   Ø volume 5 days (pcs.)	97.8220 EUR (0)
Ø price 30 days   Ø volume 30 days (pcs.)	92.9430 EUR (0)
Ø price 100 days   Ø volume 100 days (pcs.)	92.1557 EUR (0)
Ø price 250 days   Ø volume 250 days (pcs.)	95.6657 EUR (0)
YTD High   date	108.9658 EUR (2024/01/02)
YTD Low   date	87.1473 EUR (2024/07/23)
52 Weeks High   date	110.8236 EUR (2023/12/27)
52 Weeks Low   date	87.1473 EUR (2024/07/23)

## Recent Research

on sector		on market	
Date		Headline	Download
2024/08/12		Global Equity Ratings	
2024/07/24		Global Equity Ratings	
2024/07/12		Global Equity Ratings	
2024/06/21		Global Equity Ratings	
2024/06/14		Global Equity Ratings	