

# BILFINGER SE FUTURE (GBFH) - EUX/C13

2024/09/17 18:45:56

Price  
**45.8417** EUR

Difference  -0.01% (-0.00)

### General attributes

Symbol	GBFHC13
Exchange	Eurex
Currency	EUR
Security type	Future
Underlying	BILFINGER SE
Maturity	09-2025
Contract size	100

### Market data

Bid (Bid size)	- EUR (-)
Ask (Ask size)	- EUR (-)
Open	45.8417 EUR
High	45.8417 EUR
Low	45.8417 EUR
Close (prev. day)	45.8455 EUR
Underlying	BILFINGER SE
Underlying price (date)	46.00 (24/09/18)
Settlement price (date)	45.84 (24/09/17)
Open Interest	0

### Performance and Risk

	6m	1Y	3Y
Perf (%)	+3.24%	+37.02%	-
Perf (abs.)	+1.44	+12.39	-
Beta	-	-	-
Volatility	29.69	28.76	-

### Futures and Options

Related Futures	-
Related Options	-

5Y







Information about previous performance does not guarantee future performance.  
Source: FactSet

### Price data

Ø price 5 days   Ø volume 5 days (pcs.)	45.9053 EUR (0)
Ø price 30 days   Ø volume 30 days (pcs.)	47.5084 EUR (0)
Ø price 100 days   Ø volume 100 days (pcs.)	48.3347 EUR (0)
Ø price 250 days   Ø volume 250 days (pcs.)	41.1524 EUR (0)
YTD High   date	52.6014 EUR (2024/07/22)
YTD Low   date	34.0319 EUR (2024/01/03)
52 Weeks High   date	52.6014 EUR (2024/07/22)
52 Weeks Low   date	31.4381 EUR (2023/09/26)

### Recent Research

on sector		on market	
Date		Headline	Download
2024/09/11		Global Equity Ratings	
2024/09/05		Global Equity Ratings	
2024/08/12		Global Equity Ratings	
2024/07/24		Global Equity Ratings	
2024/07/12		Global Equity Ratings	