

GENERAL MILLS INC. FUTURE (GISF) - EUX/C11

2024/08/16 19:01:26

Price
70.0703 USDDifference  -0.64% (-0.45)

General attributes

Symbol	GISFC11
Exchange	Eurex
Currency	USD
Security type	Future
Underlying	GENERAL MILLS INC.
Maturity	07-2025
Contract size	100

Market data

Bid (Bid size)	- USD (-)
Ask (Ask size)	- USD (-)
Open	70.0703 USD
High	70.0703 USD
Low	70.0703 USD
Close (prev. day)	70.5238 USD
Underlying	GENERAL MILLS INC.
Underlying price (date)	69.03 (24/08/16)
Settlement price (date)	69.70 (24/08/16)
Open Interest	0

Performance and Risk

	6m	1Y	3Y
Perf (%)	+7.68%	-4.81%	-
Perf (abs.)	+5.00	-3.54	-
Beta	-	-	-
Volatility	24.02	20.54	-

Futures and Options

Related Futures	-
Related Options	-

5Y









Information about previous performance does not guarantee future performance.
Source: FactSet

Price data

Ø price 5 days Ø volume 5 days (pcs.)	70.3836 USD (0)
Ø price 30 days Ø volume 30 days (pcs.)	68.0247 USD (0)
Ø price 100 days Ø volume 100 days (pcs.)	69.3258 USD (0)
Ø price 250 days Ø volume 250 days (pcs.)	66.9598 USD (0)
YTD High date	73.4358 USD (2024/04/24)
YTD Low date	63.3833 USD (2024/02/14)
52 Weeks High date	73.4358 USD (2024/04/24)
52 Weeks Low date	62.5733 USD (2023/10/12)

Recent Research

on sector		on market	
Date		Headline	Download
2024/08/16		Akciové trhy - denní zpráva	
2024/08/15		Akciové trhy - denní zpráva	
2024/08/14		Akciové trhy - denní zpráva	
2024/08/13		Akciové trhy - denní zpráva	
2024/08/12		Global Equity Ratings	