

## ALPHABET INC. FUTURE (GOAF) - EUX/C11

2024/08/07 18:43:13

Price  
**166.2538** USDDifference  0.74% (1.22)

## General attributes

Symbol	GOAFC11
Exchange	Eurex
Currency	USD
Security type	Future
Underlying	ALPHABET INC A
Maturity	06-2025
Contract size	100

## Market data

Bid (Bid size)	- USD (-)
Ask (Ask size)	- USD (-)
Open	166.2538 USD
High	166.2538 USD
Low	166.2538 USD
Close (prev. day)	165.0346 USD
Underlying	ALPHABET INC A
Underlying price (date)	159.42 (24/08/07)
Settlement price (date)	166.25 (24/08/07)
Open Interest	0

## Performance and Risk

	6m	1Y	3Y
Perf (%)	+9.09%	+20.42%	-
Perf (abs.)	+13.75	+27.98	-
Beta	-	-	-
Volatility	33.21	30.44	-

## Futures and Options

Related Futures	-
Related Options	-












Information about previous performance does not guarantee future performance.  
Source: FactSet

## Price data

Ø price 5 days   Ø volume 5 days (pcs.)	172.4822 USD (0)
Ø price 30 days   Ø volume 30 days (pcs.)	181.4076 USD (0)
Ø price 100 days   Ø volume 100 days (pcs.)	170.6558 USD (0)
Ø price 250 days   Ø volume 250 days (pcs.)	150.8713 USD (0)
YTD High   date	194.9416 USD (2024/07/15)
YTD Low   date	137.5715 USD (2024/03/05)
52 Weeks High   date	194.9416 USD (2024/07/15)
52 Weeks Low   date	128.5063 USD (2023/10/27)

## Recent Research

on underlying	on sector	on market	
Date		Headline	Download
2024/07/24		Global Equity Ratings	
2024/07/12		Global Equity Ratings	
2024/06/21		Global Equity Ratings	
2024/06/14		Global Equity Ratings	
2024/05/29		Global Equity Ratings	